

Webb County Head Start
2022-2023
Fall School Readiness Outcomes

The Webb County Head Start Program Educational Staff administer on-going child assessments three times a year. Data is gathered using "My Teaching Strategies." This assessment is aligned to the Head Start Early Learning Outcomes Framework: HSELOF.

The domains are as follows: Approaches to Learning, Social & Emotional, Language and & Literacy, Cognition, and Perceptual, Physical, and Motor Development.

The following is a description of the central domains of the Head Start Early Learning Outcomes Framework:

I. Approaches to Learning/Enfoques de Aprendizaje (ATL)

Approaches to Learning focuses on how children learn. It refers to the skills and behaviors in which children engage in learning.

II.Social & Emotional Development/Desarrollo Social Y Emocional (SE)

Social development refers to a child's ability to create and sustain meaningful relationships with adults and other children. Emotional development refers to the child's ability to express, recognize, and manage their own emotions as well as respond appropriately to other's emotions.

III.Language & Literacy/Lenguaje y Lectoescritura (LL)

Language development refers to emerging abilities on listening and understanding (receptive language) and in using language (expressive language). Emergent literacy refers to knowledge and skills that lay the foundations for reading and writing.

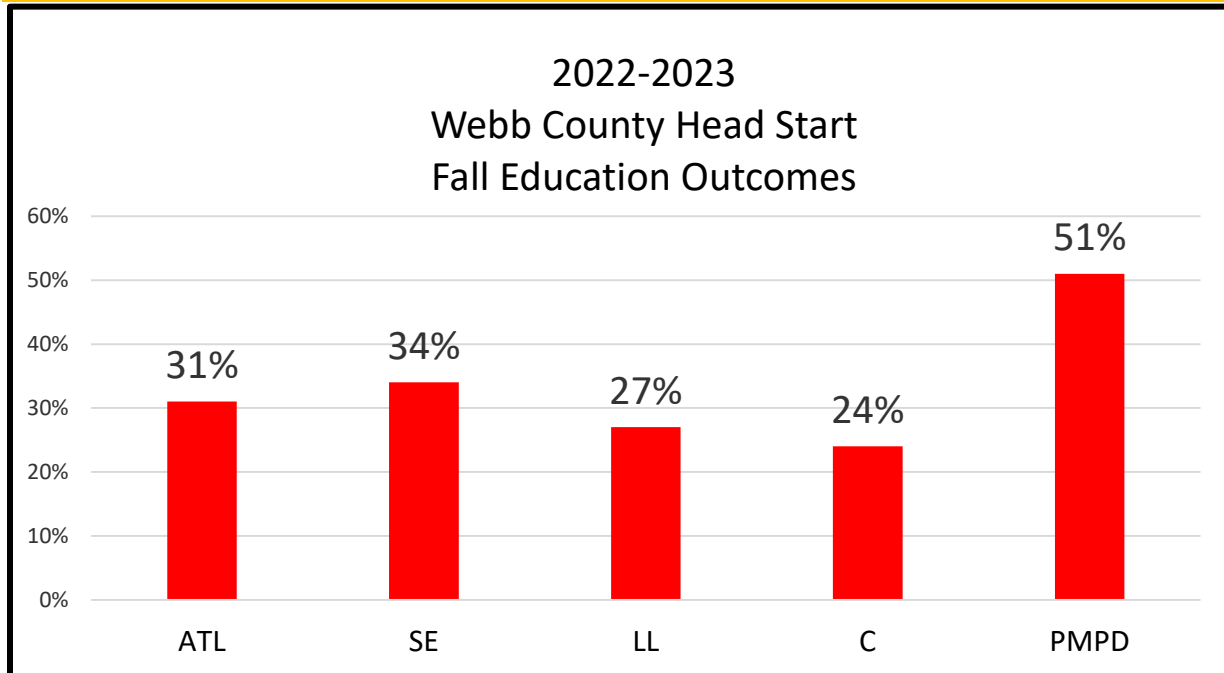
IV.Cognition/Cognición (COGN.)

Cognition development includes reasoning, memory, problem-solving, and thinking skills that help young children understand and organize their world. For preschoolers, this evolves into a complex mathematical thinking and scientific reasoning.

V. Perceptual, Motor, and Physical Development (PMPD)

Perceptual, motor, and physical development is foundational to children's learning in all areas because it permits children to fully explore and function in their environment. This includes fine and gross motor skills, etc.

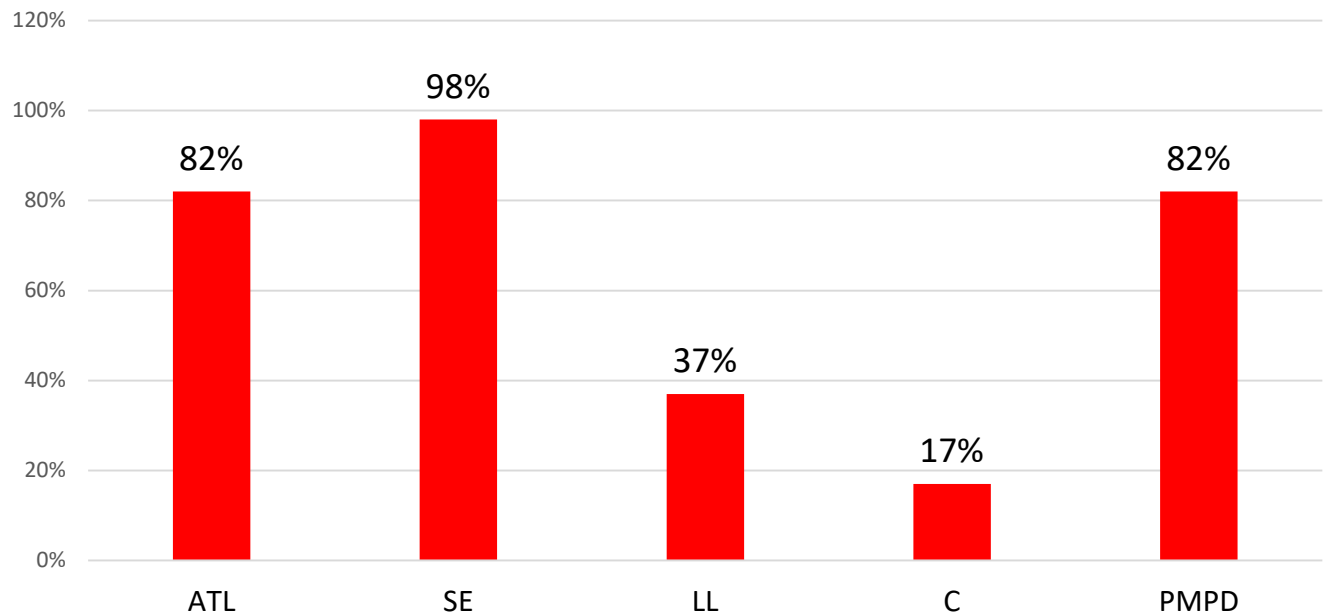
This data includes 334 children from 8 sites: Finley, Floyd, Larga Vista, Little Folks, Little Palominos, Prada, Roosevelt and Sierra Vista Head Start.



Summary: Head Start

This data includes 334 children from 8 sites: Finley, Floyd, Larga Vista, Little Folks, Little Palominos, Prada, Roosevelt and Sierra Vista Head Start. The graph demonstrated, shows the mastery percentages of all 5 essential domains for the 336 Head Start children at 8 sites. The children's most achieved domain in the Fall School Readiness Outcomes was PMPD with a 51%. This domain is easily observed at school and at home. The lowest domain was Cognition with a 24%. Trainings have been provided to parents and staff on this domain via virtual meetings. The second highest domains achieved were Social Emotional and Approached to Learning. Social Emotional with a 34% and ATL with a 31%. The teachers and parents have continued communication and support with the children. The last domain last remain domain assessed was LL. It measured at 27%. The teachers, on line involvement, parental supervision and observations have shown progress. Virtual parental trainings, teacher professional developments are geared to help students succeed!

2022-2023
Webb County Head Start
Fall School Readiness Outcomes
LISD 3yr. Inclusion Classrooms

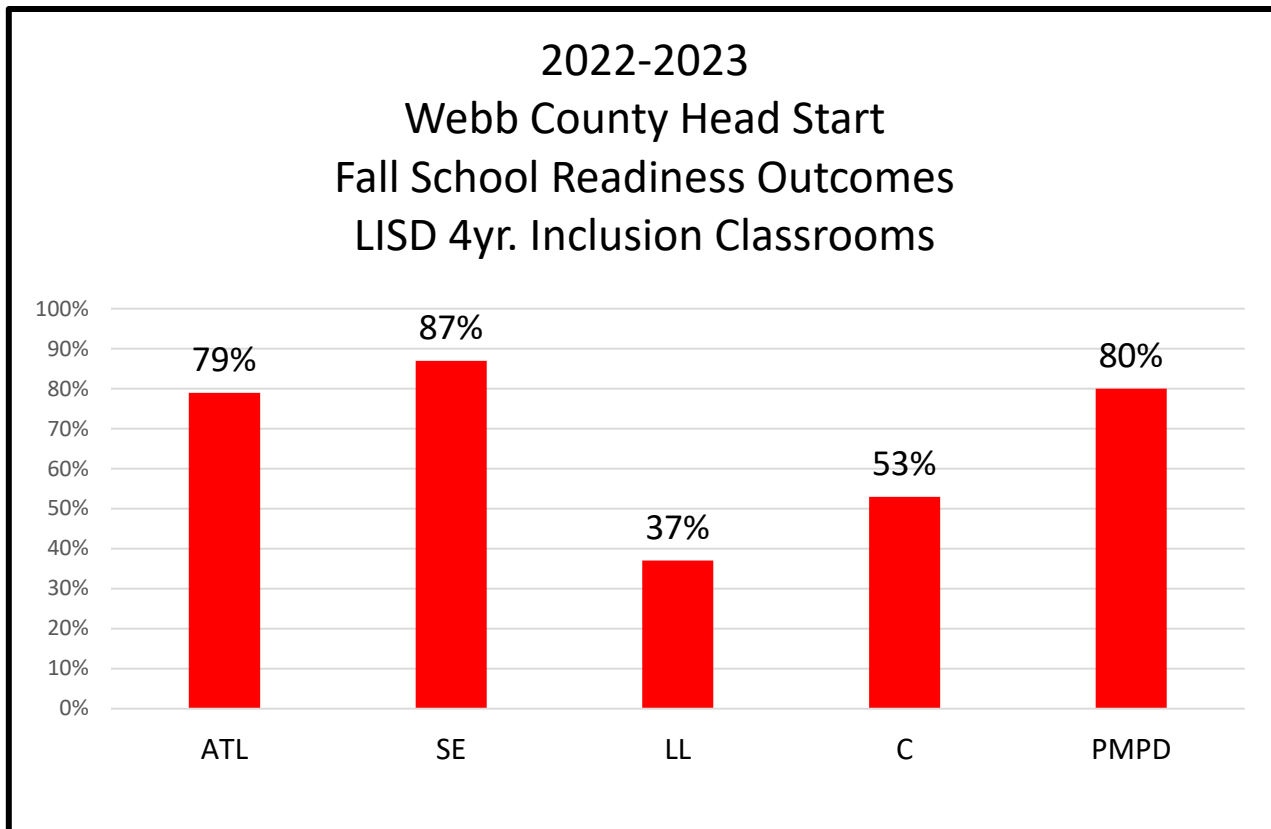


**Summary: Laredo Independent School District
3 yr. old Inclusion Classrooms**

The graph above indicates the mastery levels for 155 LISD 3 yr. old Head Start children at 6 LISD schools with 11 inclusion classrooms (Sanchez Ochoa, Heights, Alma Pierce, Dovalina, Zachry and JC Martin). During the Spring checkpoint, the 126 3yr children at LISD were assessed with the CLI CIRCLE assessment using all 5 domains. The results were as follows:

ATL was 82% achievement this Fall. SE was 98%. LL was 37% this Fall. C measured at 17%.

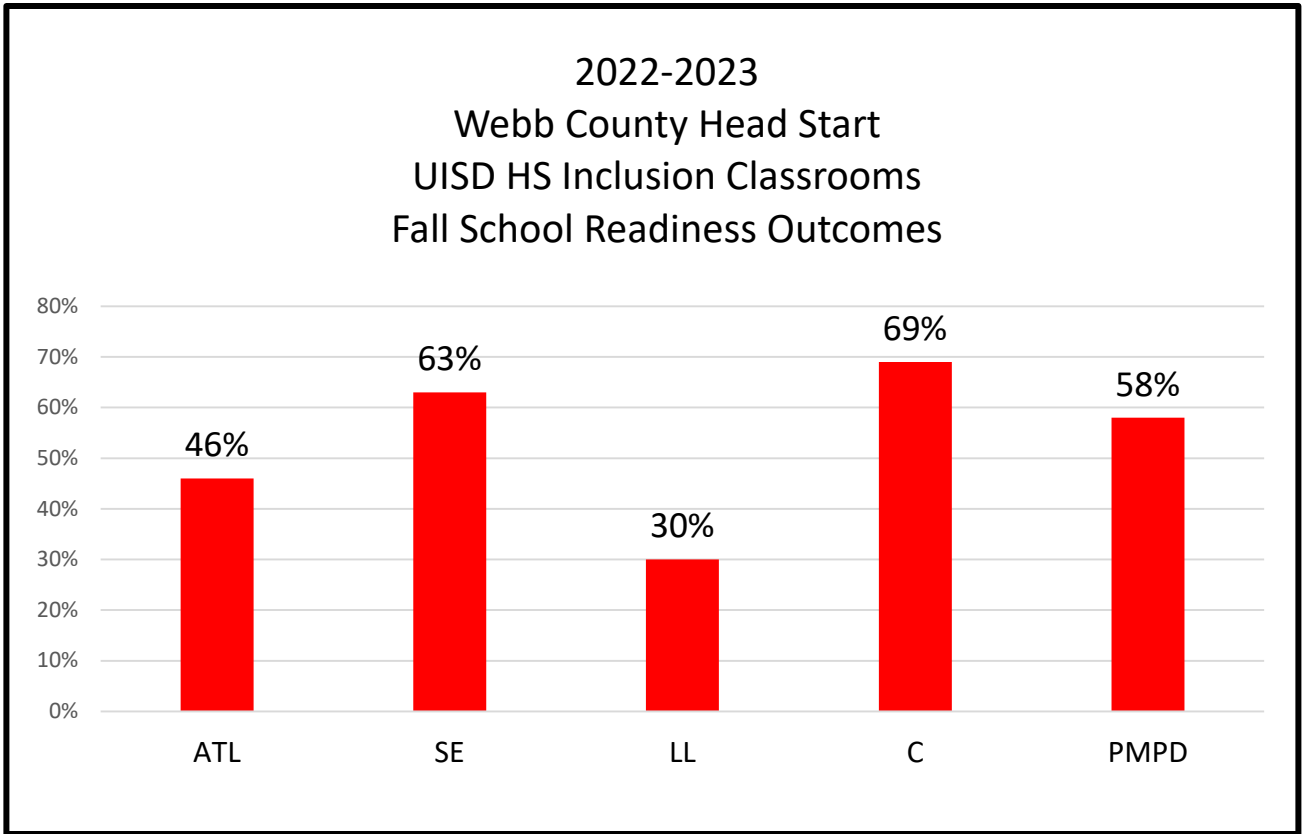
The last domain, PMPD was 82% this Fall. Children showed significant progress in all domains. Trainings and parent sessions were addressed for the lowest domain- Language and Literacy – via virtual training sessions.



**Summary: Laredo Independent School District
4yr old Inclusion Classrooms**

The above graph indicates the mastery levels for 254 4yr. children at LISD from 6 campuses (Dovalina, JC Martin, Heights, Sanchez-Ochoa, Zachry, and Alma Pierce). During the Winter checkpoint, the 5 domains showed growth and progress for the children. ATL was measured at 79% this Fall. SE was 87% this Fall. LL was 37% this Fall. C was 53% this Fall.

The last domain measured, PMPD was 80% . Teachers are continuing to provide support via virtual or by handing out materials. Parents as well as teachers have been trained and advised on Language and Literacy activities via training sessions.



**Summary: United Independent School District
Inclusion Classrooms- 4 year olds**

The above graph indicates the data for UISD inclusion classrooms at 10 campuses: Ruiz, Cuellar, Freedom, Arndt, Prada, Zaffirini, Newman, Centeno, Roosevelt, and Finley. The total of children assessed were 419 -4 yr. old children. During the Spring checkpoint, the percentages of this CLI CIRCLE assessment was as follows. ATL was 46% this Fall Wave 1. SE was 63% in this Fall. LL was 30% at Fall. Cognition was 69% in this Fall. The last domain, PMPD was 58% at Wave 1-Fall. Parents and teachers were trained and provided with numerous activities to stimulate language expression in and out of the classroom setting.