

# AUDITOR'S REPORT

*For Month Ended August 31, 2006*




*Fiscal Year 2005-2006*  
*Fiscal Year Completed = 91.7%*


**NOTICE OF REGULAR MEETING  
AUDITOR'S BOARD OF DISTRICT JUDGES  
WEBB COUNTY, TEXAS**

**NOTICE IS HEREBY GIVEN** that a special meeting of the Auditor's Board of District Judges in and for Webb County, Texas, will be held on **Wednesday September 6, 2006** at 9:00 A.M. at the 341<sup>st</sup> District Courtroom, 1110 Victoria St., Justice Center, Suite 302, Laredo, Texas, at which time the following subjects will be discussed pursuant to Section 551.002 Texas Government Code (Open Meetings Act).

1. Call Meeting to Order
2. Auditor's Monthly Report
3. Status report on any compensation or debt issues that may be pending with the delinquent tax collection contract with Cavazos, Morales, Tijerina & Montemayor and discussion on the compensation terms approved by Commissioners Court on the contract with Cavazos & Morales (requested by Judge Manuel Flores).
4. Public Hearing to set annual compensation of county auditor, assistant auditors, and court reporters as required by section 152.905 of the Local Government Code.
5. Adjournment

MARGIE R. IBARRA  
COUNTY CLERK  
FILED  
06 SEP - 1 PM 2:02  
WEBB COUNTY, TEXAS  
BY  DEPUTY

Dated this 1<sup>st</sup> day of September 2006

  
Leo Flores,  
Webb County Auditor

## RETURN


---

I, the undersigned County Clerk, do hereby certify that the above Notice of Meeting of the above-named Auditor's Board of District Judges is a true and correct copy of said Notice on the bulletin board at the Courthouse door of the Webb County Courthouse Annex building in Laredo, Webb County, Texas, readily accessible to the general public at all times, on the 1st day of September 2006 and said Notice remained so posted continuously for at least 72 hours preceding the schedule time of said meeting.

Dated this the 1st day of September 2006

MARGIER IBARRA  
COUNTY CLERK  
WEBB COUNTY, TEXAS

By Imelda Diaz  
Imelda Diaz Deputy



**NOTICE OF  
PUBLIC HEARING  
AUDITOR'S BOARD FOR WEBB COUNTY, TEXAS**

**NOTICE IS HEREBY GIVEN** that a public hearing of the Auditor's Board of District Judges in and for Webb County, Texas, will be held on **Wednesday September 6, 2006** at 11:00 A.M. at the 341<sup>st</sup> District Courtroom, 1110 Victoria St., Justice Center, Suite 302, Laredo, Texas, at which time the following subjects will be discussed pursuant to Section 551.002 Texas Government Code (Open Meetings Act).

1. Open Public Hearing to set the Annual Compensation of the County Auditor, the Assistant Auditors, and the Court Reporters for Fiscal Year 2006-2007.
2. Adopt the Order to set the Annual Compensation for the County Auditor, the Assistant Auditors, and the Court Reporters for Fiscal Year 2006-2007.
3. Close Public Hearing

MARGIE R. IBARRA  
COUNTY CLERK  
FILED

06 SEP -1 PH 2:27

WEBB COUNTY, TEXAS

*[Signature]*  
DEPUTY

Dated this 1<sup>st</sup> day of September 2006

*[Signature]*  
for Leo Flores  
Webb County Auditor

## RETURN

---

I, the undersigned County Clerk, do hereby certify that the above Notice of Public Hearing of the above-named Auditor's Board of District Judges is a true and correct copy of said Notice on the bulletin board at the Courthouse door of the Webb County Courthouse Annex building in Laredo, Webb County, Texas, readily accessible to the general public at all times, on the 1st day of September 2006 and said Notice remained so posted continuously for at least 72 hours preceding the schedule time of said meeting.


Dated this the 1st day of September 2006

MARGIE R. IBARRA  
COUNTY CLERK  
WEBB COUTNY, TEXAS

By

Imelda Diaz

Deputy





Leo Flores  
Webb County Auditor  
1110 Washington, Suite 201  
Laredo, Texas 78040

Telephone (956) 523-4016  
Fax No. (956) 523-5001

September 6, 2006

Honorable Auditor's Board of District Judges:  
Honorable County Judge and Commissioners:

The unaudited financial report of Webb County for the month ended August 31, 2006, is hereby submitted as required by Local Government Code §114.025, Vernon's Texas Codes Annotated. The statutes require the County Auditor to issue a monthly report on the County's financial position and activity.

This report, which includes the General Fund, Special Revenue Funds, Debt Service Funds, Capital Funds, Internal Service Funds, Enterprise Fund, and the Fiduciary Funds, is focused on the source of revenues and how funds were expended, with emphasis on the status of General Fund, Road and Bridge Fund, Debt Service Fund, Water Utility Fund, Internal Service Funds and Departmental Budgets.

The County Auditor's office does not express an opinion, nor is one intended to be expressed regarding the following statements, reports and schedules. This report is intended to be self explanatory, but please do not hesitate to call the Auditor's office if you need more information.

Respectfully submitted,

  
Leo Flores

# **Webb County Auditor's Monthly Report**

## **Table of Contents**

<b>Invoices Paid Exceeding \$5,000. ....</b>	<b>1</b>
<b>County Funds</b>	
<b>Revenues and Expenditures as Budgeted. ....</b>	<b>4</b>
<b>Grant Funds</b>	
<b>Revenues and Expenditures as Budgeted</b>	
City of Laredo Grants. ....	6
State of Texas Grants. ....	7
Federal Grants. ....	8
<b>Summary Statement of Revenues, Expenditures and Changes</b>	
<b>in Fund Balance in Governmental Funds Fiscal Year-to-Date. ....</b>	<b>9</b>
<b>County Funds</b>	
<b>Current Month and Year-to-Date Revenues and Expenditures. ....</b>	<b>10</b>
<b>Grant Funds</b>	
<b>Current Month and Year-to-Date Revenues and Expenditures</b>	
City of Laredo Grants ....	12
State of Texas Grants. ....	13
Federal Grants. ....	14
<b>Demand Deposit Bank Accounts and Investments. ....</b>	<b>15</b>
<b>Bonds and Other General Long-Term Debt. ....</b>	<b>17</b>
Principal Payments. ....	19
Interest Payments. ....	20
<b>Webb County Jail</b>	
Revenues and Expenditures. ....	21
Monthly Billings and Collections. ....	22
Daily Inmate Count ....	23
<b>Sales Tax Revenue ....</b>	<b>24</b>
<b>Departmental Budget to Actual Comparisons</b>	
Revenues. ....	25
Expenditures. ....	26
<b>Reconciliation of Travel Funds Advanced. ....</b>	<b>29</b>
<b>Judicial General Operations Budget to Actual Comparison. ....</b>	<b>30</b>

# Invoices Paid Exceeding \$5,000

Source: Webb County Treasurer

August 2006

Vendor Name	Invoice Date	Check Date	Check Amount	Invoice Description
1 A-1 CONSTRUCTION-SANTOS SIERRA	August 21, 2006	August 25, 2006	15,955.20	PYMT#3 CARLOS SALDANA
2 A-1 CONSTRUCTION-SANTOS SIERRA	August 21, 2006	August 25, 2006	13,446.00	PYMT#2 JUAN RODRIGUEZ
3 A-1 CONSTRUCTION-SANTOS SIERRA	August 21, 2006	August 25, 2006	17,550.00	PYMT#3 MARIA G MENDOZA
4 A-1 CONSTRUCTION-SANTOS SIERRA	July 25, 2006	August 4, 2006	20,169.00	HOME-OCC CONT#1000038/J.RODRIGUEZ
5 A-1 CONSTRUCTION-SANTOS SIERRA	July 24, 2006	August 4, 2006	12,960.00	HOME-OCC CONT#1000038
6 AA BUILDERS/JUAN A DONIZ	July 25, 2006	August 10, 2006	11,593.15	PYMT #3 J.DEHOYOS
7 AA BUILDERS/JUAN A DONIZ	July 25, 2006	August 10, 2006	6,662.25	PYMT #1 J.TEJADA
8 AA BUILDERS/JUAN A DONIZ	August 16, 2006	August 25, 2006	8,883.00	PYMT#3 JESUS TEJADA
9 AA BUILDERS/JUAN A DONIZ	July 26, 2006	August 10, 2006	10,916.64	PYMT #3 M.V.GUTIERREZ LOS ALTOS
10 AA BUILDERS/JUAN A DONIZ	July 25, 2006	August 4, 2006	6,662.25	NI CONT#B00NITXWC0002/J.TEJADA
11 AAMA-BUENA SALUD	June 5, 2006	August 8, 2006	12,002.00	INPATIENT/OUTPATIENT SERVICE
12 AAMA-BUENA SALUD	July 28, 2006	August 31, 2006	37,472.16	REIMBURSEMENT EXPENSES
13 ADMIRAL BUILDERS LLC	August 15, 2006	August 25, 2006	14,299.02	PO#0139408
14 AMISTAD HOUSING, INC	August 4, 2006	August 29, 2006	38,480.00	PO #0139793
15 AMISTAD HOUSING, INC	June 29, 2006	August 4, 2006	73,910.00	PO #0138770
16 ARGUINDEGUI OIL CO	July 20, 2006	August 11, 2006	17,816.15	PO #0139710
17 ARGUINDEGUI OIL CO	June 29, 2006	August 11, 2006	17,231.08	PO #0139521
18 ARGUINDEGUI OIL CO	July 13, 2006	August 14, 2006	15,445.23	PO#139705
19 ARGUINDEGUI OIL CO	August 3, 2006	August 29, 2006	18,688.31	PO #0140144
20 ARGUINDEGUI OIL CO	July 25, 2006	August 11, 2006	17,489.75	PO #0139967
21 ARGUINDEGUI OIL CO	July 7, 2006	August 14, 2006	17,799.90	PO#139691
22 ARGUINDEGUI OIL CO	July 28, 2006	August 11, 2006	18,191.51	PO#139968
23 AT&T/COUNTY PYMTS ONLY	July 1, 2006	August 10, 2006	6,457.62	ACCT#512 A01-0023-162 3
24 AT&T/COUNTY PYMTS ONLY	June 1, 2006	August 4, 2006	6,376.93	ACCT # 512 A01-0023-162 3
25 AT&T/COUNTY PYMTS ONLY	July 1, 2006	August 10, 2006	5,692.98	ACCT#512 A01-0023-162 3
26 AT&T/COUNTY PYMTS ONLY	June 1, 2006	August 4, 2006	5,721.44	ACCT # 512 A01-0023-162 3
27 ATTORNEY GENERAL OF TEXAS	August 11, 2006	August 11, 2006	15,404.07	ATTORNEY GENERAL OF TEXAS
28 ATTORNEY GENERAL OF TEXAS	August 25, 2006	August 25, 2006	15,815.07	ATTORNEY GENERAL OF TEXAS
29 BEN E KEITH FOODS	August 3, 2006	August 24, 2006	8,430.76	GROCERIES
30 BEN E KEITH FOODS	July 17, 2006	August 2, 2006	6,691.25	GROCERIES WK 7/17-21/2006 SHERIFF'S DEP
31 BEN E KEITH FOODS	July 31, 2006	August 24, 2006	6,880.90	GROCERIES
32 BEN E KEITH FOODS	July 27, 2006	August 24, 2006	8,429.59	GROCERIES
33 BEN E KEITH FOODS	July 24, 2006	August 24, 2006	6,678.97	GROCERIES
34 BEN E KEITH FOODS	August 10, 2006	August 24, 2006	8,276.38	GROCERIES
35 BEN E KEITH FOODS	August 7, 2006	August 24, 2006	7,400.00	GROCERIES
36 BEN E KEITH FOODS	August 17, 2006	August 24, 2006	8,460.60	GROCERIES
37 BEN E KEITH FOODS	August 14, 2006	August 24, 2006	6,550.21	GROCERIES
38 BEN E KEITH FOODS	July 20, 2006	August 2, 2006	8,475.48	GROCERIES WK 7/17-21/2006 SHERIFF'S DEP
39 BEN E KEITH FOODS	August 2, 2006	August 30, 2006	5,073.70	MATERIALS & JANITORIAL SUPPLIES-SHERIFF
40 CANTU ELECTRIC CO. INC	July 31, 2006	August 28, 2006	7,082.35	PO #0138425
41 CAREMARK	August 18, 2006	August 18, 2006	38,750.92	BI-MONTHLY CLAIMS TRANS 8/1 - 8/15/06
42 CAREMARK	August 1, 2006	August 4, 2006	38,041.44	CAREMARK BI/MNTHY CLAIMS 7/16-7/31/06
43 CARROLL CHILDERS COMPANY	June 29, 2006	August 10, 2006	6,783.77	PO #0139183
44 CCA-CORRECTIONS CORPORATION OF	July 3, 2006	August 28, 2006	591,382.89	JUNE 2006 REVENUE
45 CG CONSTRUCTION INC.	July 20, 2006	August 4, 2006	56,923.86	TCDP#725891 FRED&ANITA BRUNI COMM.PYMT#7
46 CG CONSTRUCTION INC.	July 24, 2006	August 17, 2006	38,193.42	SELF-HELP COMMUNITY CENTER PARK
47 CHILDREN'S INT'L ADVOCACY CNTR	August 2, 2006	August 18, 2006	10,000.00	FIN.ASSIST./CHILD VICTIMS
48 CITY OF LAREDO	May 31, 2006	August 18, 2006	11,872.00	PARK IMPROVMENTS
49 CITY OF LAREDO	March 23, 2006	August 18, 2006	26,474.30	PARK IMPROVEMENTS
50 CITY OF LAREDO	July 31, 2006	August 21, 2006	5,007.31	NOON LIONS PARK IMPROVMENTS

# Invoices Paid Exceeding \$5,000

Source: Webb County Treasurer

August 2006

Vendor Name	Invoice Date	Check Date	Check Amount	Invoice Description
51 CITY OF LAREDO FIRE PROTECTION	August 1, 2006	August 1, 2006	50,000.00	FIRE INTERLOCAL AGREEMENT
52 CITY OF LDO.UTILITIES/COUNTY	August 2, 2006	August 14, 2006	10,265.68	ACCT#18710544952
53 CLEAR TECHNOLOGIES INC.	July 27, 2006	August 18, 2006	13,730.57	REPAIR & MAINTENANCE S/N 105P3
54 DIMMIT COUNTY	July 7, 2006	August 2, 2006	26,250.00	INMATE HOUSING
55 DIMMIT COUNTY	June 7, 2006	August 2, 2006	29,925.00	INMATE HOUSING
56 DIMMIT COUNTY	August 7, 2006	August 30, 2006	34,575.00	INMATE HOUSING
57 DIMMIT COUNTY	May 7, 2006	August 30, 2006	27,075.00	INMATE HOUSING
58 DOCTORS HOSPITAL OF LAREDO	August 11, 2006	August 24, 2006	12,167.91	REQ#11469
59 DOCTORS HOSPITAL OF LAREDO	August 18, 2006	August 29, 2006	16,700.98	REQ # 11496
60 DOCTORS HOSPITAL OF LAREDO	August 4, 2006	August 14, 2006	30,251.87	REQ#11414
61 DOCTORS HOSPITAL OF LAREDO	July 21, 2006	August 4, 2006	9,723.57	REQ # 11374
62 DOCTORS HOSPITAL OF LAREDO	July 28, 2006	August 9, 2006	17,984.20	REQ#11395
63 ESRI, INC.	July 7, 2006	August 16, 2006	6,120.00	PO #0139191
64 FOSTER ENGINEERING CO	July 25, 2006	August 11, 2006	5,485.59	PROF.SVCS VELA TRACT PROJ.
65 FOSTER ENGINEERING CO	July 25, 2006	August 7, 2006	16,426.45	INV#7/TANQUECITOS I&II,PAVING&STORM IMPR
66 FRANK ARCHITECTS, INC.	August 12, 2006	August 29, 2006	177,310.00	JUVENILE YOUTH VILLAGE
67 GALL'S, INCORPORATED	June 28, 2006	August 1, 2006	5,999.85	PO #0138024
68 GARZA-GONGORA, ARTURO MD	August 1, 2006	August 1, 2006	13,901.51	PROFESSIONAL SERVICE
69 GATEWAY COMMUNITY HLTH CENTER	August 1, 2006	August 1, 2006	12,500.00	3RD PARTY FUNDING FY05/06
70 GE CAPITAL	July 23, 2006	August 10, 2006	5,248.26	ID#90132763817 ACCT#7130469-001
71 GIBSON, GONZALEZ ASSOCIATES	May 22, 2004	August 29, 2006	15,072.62	CONSULTING FEES & REIMBURSEMENT EXPENSE
72 GIBSON, GONZALEZ ASSOCIATES	May 2, 2004	August 29, 2006	15,548.78	CONSULTING FEES & REIMBURSEMENTS
73 GOODE CASSEB JONES RIKLIN	June 30, 2006	August 8, 2006	5,062.58	PROF SERVICES RENDERED
74 HIGH & MIGHTY BUILDERS LLC.	August 4, 2006	August 25, 2006	12,150.00	PYMT#2 MARIA STRINGLE CONT#B00NITXWC0002
75 HIGH & MIGHTY BUILDERS LLC.	August 2, 2006	August 25, 2006	13,680.00	PYMT#3 PEDRO GUTIERREZ
76 HILL COUNTRY DOG CENTER	May 1, 2006	August 8, 2006	11,000.00	PO #0139795
77 IBM CORPORATION	July 10, 2006	August 3, 2006	14,651.28	CUST#9830342004/QTRLY CHARGES
78 IRS	August 11, 2006	August 11, 2006	378,296.99	IRS
79 IRS	August 25, 2006	August 28, 2006	399,987.36	IRS
80 JOHN DEERE COMPANY	July 7, 2006	August 18, 2006	24,423.60	PO#139690
81 KELMAR & ASSOCIATES, INC.	August 7, 2006	August 18, 2006	9,922.00	PO #0140006
82 LAREDO FEDERAL CREDIT UNION	August 11, 2006	August 11, 2006	55,828.23	LAREDO FEDERAL CREDIT UNION
83 LAREDO FEDERAL CREDIT UNION	August 25, 2006	August 25, 2006	58,504.14	LAREDO FEDERAL CREDIT UNION
84 LAREDO INDEPENDENT SCHOOL DIST	July 26, 2006	August 25, 2006	193,773.80	PERMANENT SCHOOL FUND FY2005
85 LAREDO MEDICAL CENTER	August 11, 2006	August 21, 2006	29,616.75	REQ#11442
86 LAREDO MEDICAL CENTER	August 18, 2006	August 29, 2006	15,603.15	REQ # 11494
87 LAREDO MEDICAL CENTER	July 21, 2006	August 4, 2006	18,574.47	REQ # 11367
88 LAREDO MEDICAL CENTER	July 28, 2006	August 9, 2006	14,416.29	REQ#11380
89 LEYENDECKER MATERIALS	July 12, 2006	August 11, 2006	13,547.78	PO #0139711
90 LEYENDECKER MATERIALS	June 20, 2006	August 17, 2006	5,996.77	PO#139946
91 LEYENDECKER MATERIALS	July 11, 2006	August 11, 2006	10,910.78	PO #0139711
92 LITHO BUSINESS FORMS, INC.	August 9, 2006	August 24, 2006	5,043.50	PO#139794
93 MEJIA ENGINEERING COMPANY	August 4, 2006	August 11, 2006	9,723.25	TXDOT BORDER ACCESS COLONIAS PROJECT
94 MOTOROLA, INC.	July 28, 2006	August 28, 2006	20,752.00	PO #0139514
95 PHILPOTT MOTORS LTD	June 23, 2006	August 25, 2006	35,882.25	PO#137327
96 PROFESSIONAL COMPUTER SOFTWARE	August 21, 2006	August 29, 2006	14,910.00	SYSTEM UPGRADE
97 R.W. HARDEN & ASSOCIATES	April 4, 2006	August 18, 2006	11,350.84	CONSULTING SERVICES
98 R.W. HARDEN & ASSOCIATES	August 2, 2006	August 18, 2006	9,235.61	CONSULTING SERVICES
99 RABA-KISTNER CONSULTANTS	July 11, 2006	August 29, 2006	176,400.00	PREP.ENVIRONMENTAL ASSESMENT&PRES.PERMIT
100 SEMPRA ENERGY SOLUTIONS/COUNTY	August 15, 2006	August 30, 2006	15,313.97	ACCT #181038

# Invoices Paid Exceeding \$5,000

Source: Webb County Treasurer

August 2006

Vendor Name	Invoice Date	Check Date	Check Amount	Invoice Description
101 SEMPRA ENERGY SOLUTIONS/COUNTY	July 19, 2006	August 4, 2006	38,810.84	ACCT # 181128
102 SEMPRA ENERGY SOLUTIONS/COUNTY	July 27, 2006	August 9, 2006	10,070.41	ACCT#181184
103 SEMPRA ENERGY SOLUTIONS/COUNTY	June 9, 2006	August 2, 2006	14,958.22	ACCT #181038
104 SEMPRA ENERGY SOLUTIONS/COUNTY	July 11, 2006	August 2, 2006	16,080.45	ACCT #181038
105 SHORELINE, INC	July 3, 2006	August 1, 2006	7,092.00	RESIDENTIAL PLACEMENT
106 SIMPLEXGRINNELL	May 26, 2006	August 10, 2006	5,735.00	PO #0139152
107 STATE ENERGY CONSERVATION	August 31, 2006	August 15, 2006	41,283.40	LOANSTAR LOAN #97-00094-4-019-0{CL094}
108 SUN LIFE OF CANADA, INC.	August 11, 2006	August 11, 2006	6,246.63	SUN LIFE OF CANADA, INC.
109 SUN LIFE OF CANADA, INC.	August 8, 2006	August 11, 2006	5,062.67	BASIC LIFE & AD & D PREMIUM
110 SUN LIFE OF CANADA, INC.	August 23, 2006	August 29, 2006	5,004.17	BASIC LIFE & AD&D PREMIUM
111 SUN LIFE OF CANADA, INC.	August 25, 2006	August 25, 2006	6,826.25	SUN LIFE OF CANADA, INC.
112 TAC	August 28, 2006	August 31, 2006	136,718.82	BC/BS ASO CLAIMS FOR 8/21/06 - 8/25/06
113 TAC	July 25, 2006	August 3, 2006	137,140.30	BC/BS ASO CLAIMS FOR 7/24/06 - 7/28/06
114 TAC	June 30, 2006	August 7, 2006	28,620.00	BCBSTX ADMIN,AGGREGATE&STOP LOSS FEES
115 TAC	August 23, 2006	August 25, 2006	66,278.44	BC/BS ASO CLAIMS FOR 8/14/06 - 8/18/06
116 TAC	August 8, 2006	August 10, 2006	88,972.76	BC/BS FOR ASO CLAIMS FOR 7/31 - 8/04/06
117 TAC	August 22, 2006	August 28, 2006	55,607.58	BC/BS OF TEXAS
118 TAC	August 22, 2006	August 28, 2006	28,552.50	BC/BS OF TEXAS
119 TAC	June 30, 2006	August 7, 2006	55,739.04	BCBSTX ADMIN,AGGREGATE&STOP LOSS FEES
120 TAC	August 22, 2006	August 24, 2006	125,573.37	BC/BS ASO CLAIMS FOR 8/07/06 - 8/11/06
121 TEXAS COUNTY & DISTRICT RTMT	July 14, 2006	August 3, 2006	199,330.86	TEXAS COUNTY & DISTRICT RTMT
122 TEXAS COUNTY & DISTRICT RTMT	July 28, 2006	August 3, 2006	205,059.58	TEXAS COUNTY & DISTRICT RTMT
123 TEXAS DEPT. OF TRANSPORTATION	August 9, 2006	August 18, 2006	33,880.00	SAN LORENZO CREEK BRIDGE
124 THE BANK OF NEW YORK	June 15, 2006	August 14, 2006	74,006.26	WEBB COUNTY COB SR 02
125 THE BANK OF NEW YORK	June 15, 2006	August 14, 2006	211,642.50	WEBB COUNTY COB SR. 2003
126 THE BANK OF NEW YORK	June 1, 2006	August 31, 2006	99,018.75	WEBB COUNTY LIMITED TAX REF BOND SR 2003
127 THE BANK OF NEW YORK	June 15, 2006	August 14, 2006	207,175.01	WEBB COUNTY LIMITED TAX IMPROVEMENT SR02
128 THE BANK OF NEW YORK	June 15, 2006	August 14, 2006	87,750.00	WEBB COUNTY LIMITED TAX REFUNDING SR 02
129 U S POSTAL SERVICE	August 23, 2006	August 31, 2006	10,000.00	ACCT #37481504 POSTAGE FOR METER
130 UNITED INDEPENDENT SCHOOL DIST	July 26, 2006	August 25, 2006	270,572.72	PERMANENT SCHOOL FUND FY2005
131 UNIVERSITY HLTH.SYS.DIST.	July 28, 2006	August 9, 2006	22,635.12	REQ#11402
132 UNUM LIFE INSURANCE COMPANY	August 25, 2006	August 25, 2006	5,416.48	UNUM LIFE INSURANCE COMPANY
133 WEBB COUNTY EMPLOYEE GROUP	August 11, 2006	August 29, 2006	48,728.92	WEBB COUNTY EMPLOYEE GROUP
134 WEBB COUNTY EMPLOYEE GROUP	August 25, 2006	August 29, 2006	54,577.81	WEBB COUNTY EMPLOYEE GROUP
135 WEBB COUNTY HEALTH INSURANCE	August 25, 2006	August 28, 2006	233,162.45	WEBB COUNTY HEALTH INSURANCE
136 WEBB COUNTY HEALTH INSURANCE	August 11, 2006	August 11, 2006	194,612.14	WEBB COUNTY HEALTH INSURANCE
137 WEBB COUNTY HERITAGE	June 1, 2006	August 23, 2006	12,500.00	3RD PARTY FUNDING/QTRLY INSTALLMENT
138 WEBB COUNTY PAYROLL ACCOUNT	August 10, 2006	August 11, 2006	1,048,491.41	PAYROLL TRANSFER FOR AUGUST 11,2006
139 WEBB COUNTY PAYROLL ACCOUNT	August 24, 2006	August 24, 2006	1,115,253.83	PAYROLL TRANSFER FOR AUG.24,2006
140 WEBB COUNTY WC/LIABILITY	August 7, 2006	August 7, 2006	7,509.27	WKLY TRANS ENDING 8/06/06
141 WEBB COUNTY WC/LIABILITY	July 31, 2006	August 1, 2006	12,306.15	WKLY WIRE TRANS ENDING 07/30/06
142 WEBB COUNTY WC/LIABILITY	August 7, 2006	August 7, 2006	7,509.27	WKLY WIRE TRANS ENDING 08/06/06
143 WEBB COUNTY WC/LIABILITY	July 31, 2006	August 1, 2006	12,306.15	WKLY WIRE TRANS ENDING 07/30/06
144 WEBB COUNTY WORKER'S COM.	August 28, 2006	August 28, 2006	82,703.77	WorkersCompBiweeklyCtyCon Payroll8/25/06
145 WEBB COUNTY WORKER'S COM.	August 14, 2006	August 14, 2006	79,895.75	WorkersComp Biweekly Payroll of 8/11/06
146 WESTERN DATA SYSTEMS, INC.	July 14, 2006	August 7, 2006	6,571.00	PO #0139395
147 ZAPATA COUNTY	March 31, 2006	August 11, 2006	37,365.62	REIMBURSEMENT-MARCH 2006
148 ZERTUCHE CONSTRUCTION LLC	July 29, 2006	August 17, 2006	88,397.91	VILLA ANTIGUA BORDER HERITAGE MUSEUM

**County Funds**  
**Revenues and Expenditures as Budgeted**  
FY 2005 - 2006

		Beginning Fund Balance	Budgeted		Ending Fund Balance
			Revenues	Expenditures	
001	General Fund	9,209,024	58,079,688	58,064,651	9,224,061
Special Revenue Funds					
005	County Clerk Archive Fund	177,796	200,000	196,750	181,046
007	Hotel/Motel Occupancy Tax Fund	17,620	452,000	462,700	6,920
008	Records Management & Preservation Fund	31,719	128,000	91,161	68,558
009	County Clerk Records Managment & Presservation Fund	92,108	206,000	199,624	98,484
010	Road & Bridge Fund	1,519,864	4,923,513	5,824,619	618,758
014	Vehicle Inventory Tax Fund	0	36,000	22,500	13,500
016	Justice Court Technolgy Fund	181,112	71,050	64,206	187,956
017	Election Contract Services Fund	87,155	215,000	302,000	155
018	District Clerk Preservation Fund	39,940	20,000	40,000	19,940
165	Constable Pct. 1 State Forfeiture Fund	46,023	50,633	45,633	51,023
166	Constable Pct.1 Federal Forfeiture Fund	34,063	25,612	34,063	25,612
167	District Attorney State Forfeiture Fund	189,888	140,000	130,962	198,926
168	Sheriff State Forfeiture Fund	35,338	919,405	388,100	566,643
169	District Attorney Federal Forfeiture Fund	724,492	300,000	495,836	528,655
170	Sheriff Federal Forfeiture Fund	28,399	186,705	49,110	165,993
171	Constable Pct. 4 Federal Forfeiture Fund	6,451	5,000	2,000	9,451
227	Drug Impact Court Reserve Fund	2,966	375,000	361,876	16,090
289	Capitalized Interest Fund	17,739	2,000	0	19,739
330	Courthouse Security Fee Fund	54,794	178,500	225,000	8,294
331	J.P. Courthouse Security	0	16,400	0	16,400
335	District Attorney Hot Check Fee Fund	37,908	54,000	41,074	50,834
527	Jail Match/Patch Program	1,222	1,700	1,700	1,222
528	Commissary Sales Commissions Fund	105,472	22,100	22,100	105,472
802	Rural Rail Trans.District	9,543	50,000	50,000	9,543
Debt Service Funds					
600	Debt Service Fund	582,490	7,328,168	6,828,522	1,082,136
601	Water & Sewer Parity Bond Fund	0	253,131	253,131	0
602	Water & Sewer Parity Bond Reserve Fund	224,363	55,598	0	279,961
Capital Project Funds					
610	Rio Bravo Capital Project Series 2000	535,089	0	535,089	0
614	Interest Income Series 2000	55,370	6,000	61,321	49
623	Capital Outlay Series 1999	60,940	61,321	122,261	0
624	Law Enforcement Project Series 2000	4,072	600	4,616	56
627	Interest Income Series 2001	29,787	38,357	68,144	0
657	Interest Income Series 2003	228,766	152,647	361,277	20,136
658	Park Development Series 2003	1,796,970	0	1,796,970	0
659	Tex Mex Building Series 2003	29,037	0	29,037	0
660	Capital Outlay Series 2003	732,179	361,277	1,093,456	0
661	Road & Bridge Improvements Series 2003	720,903	129,395	850,298	0
662	Bridge Project Series 2003	1,707	52,000	53,707	0
663	Rain Enhancement Project Series 2003	18,252	0	18,252	0
664	R.O.W. Acquisition Series 2003	251,074	0	251,074	0
665	Golf Course Improvements Series 2003	282,102	0	282,102	0
666	Shiloh Community Center Series 2003	195,592	0	195,592	0
667	Carrizo-Wilcox Water Source Series 2003	195,592	0	195,592	0
676	County Morgue Project Series 2001	682,296	0	682,296	0
677	Villa Antiqua Project Series 2001	1,002,457	0	1,002,457	0
678	Park Development Series 2001	2,457	0	2,457	0
679	Construction In Progress Series 2001	21,785	4,555	26,340	0
682	Capital Outlay Series 2001	298,628	50,225	348,853	0
683	Interest Income Series 2002	53,475	5,000	25,000	33,475
684	Juvenile Youth Village Series 2002	11,128,744	125,000	10,556,800	696,944
685	Records Storage Warehouse Series 2002	266,382	25,000	291,382	0
687	Justice Center Fire Protection/Moisture Control Series 2002	20,981	0	20,981	0
688	Carrizo-Wilcox Water Source Series 2002	84,827	0	84,827	0
690	Penitas Community Center Series 2002	146,376	0	146,376	0
691	Capital Outlay Series 2002 Pct 3	16,153	0	16,153	0
694	Cuatro Vientos Road Loop/B5 Series 2002	24,892	0	24,892	0
695	Park Development Series 2002	153,092	0	153,092	0

**County Funds**  
**Revenues and Expenditures as Budgeted**  
FY 2005 - 2006

		Beginning Fund Balance	Budgeted		Ending Fund Balance
			Revenues	Expenditures	
<b>Capital Project Funds Cont.</b>					
696	Capital Outlay Series 2002	132,288	0	132,288	0
711	Interest Income Series 06	0	25,000	0	25,000
712	La Presa Series 06	0	267,438	267,438	0
713	Fire Protection EquipSr06	0	514,303	514,303	0
714	Intl Railroad Bridge1Sr06	0	617,164	617,164	0
715	Intl Bridge Series 2006	0	771,455	771,455	0
716	Cuatro Vientos Rd Sr 2006	0	205,721	205,721	0
717	Casa Blanca Dam Series 06	0	411,443	411,443	0
718	Secondary Wtr Source Sr06	0	617,164	617,164	0
719	County Morgue Series 2006	0	102,861	102,861	0
720	Veterans Coalition Sr2006	0	514,303	514,303	0
721	Court House Annex Sr 2006	0	154,291	154,291	0
722	Capital Outlay Series2006	0	1,851,493	1,851,493	0
723	Park Development Series06	0	4,114,429	4,114,429	0
724	Communication TowerSr2006	0	205,721	205,721	0
725	Villa Antigua PhIII Sr 06	0	102,861	102,861	0
726	Water Improv Utility Sr06	0	720,025	720,025	0
727	Road&Bridge CapOutlaySr06	0	1,234,328	1,234,328	0
<b>Enterprise Funds</b>					
801	Water Utility Fund	(393,051)	1,555,000	1,554,057	(392,108)
<b>Internal Service Funds</b>					
816	Employee's Health Benefit Fund	0	7,290,920	8,181,157	(890,237)
817	Worker's Compensation Reserve Fund	200,000	1,988,849	1,297,800	891,049
<b>Trust &amp; Agency Funds</b>					
861	Available School Fund	0	294,300	294,300	0
862	Permanent School Fund	14,468,917	1,215,000	294,300	15,389,617
863	Employee's Retiree Insurance	124,346	199,583	197,500	126,429

**City of Laredo Grants**  
**Revenues and Expenditures as Budgeted**  
FY 2005 - 2006

		Beginning Fund Balance	Budgeted		Ending Fund Balance
			Revenues	Expenditures	
<hr/>					
	<b>City of Laredo</b>				
295	City of Laredo Financial Task Force	0	77,638	77,638	0
955	Elderly Nutrition	0	105,500	105,500	0
<hr/>					
	<b>Other</b>				
907	CPL Retail Energy Neighbor to Neighbor Fund Disbursement	0	102,030	102,030	0

**State of Texas Grants**  
**Revenues and Expenditures as Budgeted**  
FY 2005 - 2006

		Beginning Fund Balance	Budgeted		Ending Fund Balance
			Revenues	Expenditures	
Attorney General of Texas					
011	Title IV-D Child Support Enforcement Program	61,289	0	0	61,289
083	Help America Vote Act (HAVA)	0	878,846	878,846	0
322	Other Victims Assistance Grant	0	50,000	50,000	0
323	Other Victims Assistance Grant - District Attorney	0	39,000	39,000	0
Office of the Governor Criminal Justice Division					
290	Initiative Against Domestic Violence	0	65,542	65,542	0
294	Legal Advocate	0	59,044	59,044	0
303	CJD-GIS Initiative	0	73,087	73,087	0
324	Operation Linebacker	0	367,500	367,500	0
Texas Automobile Theft Prevention Agency					
285	Auto Theft Task Force	0	77,230	77,230	0
Texas Comptroller of Public Accounts					
012	Law Enforcement Officers Education Fund	14,856	25,902	39,513	1,245
226	49th Judicial District Fund	57,506	0	11,500	46,006
306	STEP - SB 55, 75th Legislature	0	7,500	7,500	0
Texas Department of Criminal Justice Community Justice Assistance Division					
075	Community Corrections Program	0	691,396	691,396	0
076	Day Reporting Center	4,028	183,336	183,336	4,028
079	Basic Supervision Program	75,190	1,497,417	1,572,607	0
080	Treatment Incarceration Program	4,712	221,000	221,000	4,712
082	Mentally Impaired Caseload	2,645	51,993	53,752	886
Texas Department of Housing and Community Affairs					
459	Home Contract for Deed Conversion	0	633,141	633,141	0
464	Home Owner Occupied Assistance Program	0	528,803	528,803	0
466	ContrDeedConver1000568	0	520,000	520,000	0
Texas Juvenile Probation Commission					
143	Title IV - E Federal Foster Care Reimbursement	655,496	0	248,732	406,764
145	TJPC-B Border Children's Justice Project	0	26,537	26,537	0
146	TJPC-Y Community Corrections	0	335,158	335,158	0
147	TJPC-A State Aid	0	177,320	177,320	0
148	TJPC-F Progressive. Sanctions JPO	0	434,066	434,066	0
149	TJPC-P Juvenile Justice Alternative Education Program	272,089	999,295	1,032,961	238,423
150	TJPC-O Progressive Sanctions ISP	0	44,740	44,740	0
156	TJPC-Z Salary Adjustments	0	111,150	111,150	0
157	TJPC-G New Program Sanc. 1,2,3	0	46,339	46,339	0
Texas Department of Transportation					
312	Stepwave Program	0	50,244	50,244	0
656	Rio Bravo Border Colonia Access Program	0	818,117	818,117	0
671	El Cenizo Border Colonia Access Program	0	1,542,896	1,542,896	0
672	Bruni Mirando Los Corralitos Border Colonia Access Program	0	1,028,813	1,028,813	0
673	La Presa Colonia Project	75,750	0	75,750	0
698	BCAP D-5 ACRES M2400009	0	241,083	241,083	0
699	BCAP LOS ALTOS	0	569,306	569,306	0
703	BCAP Ranchitos 359	0	337,035	337,035	0
704	BCAP SAN CARLOS #1 & #2	0	1,442,002	1,442,002	0
705	BCAP Old Milwaukee	0	423,786	423,786	0
706	BCAP PENITAS PROJECT	0	1,127,320	1,127,320	0
707	BCAP Tanquecitos 1&2	0	1,230,015	1,230,015	0
Texas Parks and Wildlife Department					
478	Community Outreach Program	0	37,460	37,460	0
Texas Water Development Board					
646	GO11900 CWTAP WasteWater	0	443,261	443,261	0
647	GO11800 EDAP WasteWater	43,024	0	40,000	3,024
648	GO11800 EDAP Water	0	3,851,555	3,799,289	52,266
648-1	EDAP Water Loan	63,881	0	61,665	2,217
649	TWDB GO11800 DFundII Water&WasteWater	386,266	0	386,266	0

**Federal Grants**  
**Revenues and Expenditures as Budgeted**  
FY 2005 - 2006

		Beginning Fund Balance	Budgeted		Ending Fund Balance
			Revenues	Expenditures	
906	U.S. Department of Agriculture Child & Adult Care Food Program	61,386	798,336	859,722	0
912	U.S. Department of Energy Weatherization	0	173,646	173,646	0
467	U.S. Department of Commerce EDA08-88-04040RailBypass	0	588,201	588,201	0
229	U.S. Department of Health and Human Services Cluster Court	0	4,012	4,012	0
375	Child Welfare Unit Fund	115,991	22,978	3,725	135,244
465	Assoc. Advancement of Mex. Americans	0	500,000	500,000	0
903	Head Start Program	0	9,773,860	9,773,860	0
911	Comprehensive Energy Assistance Program	0	794,763	794,763	0
920	Community Service Block Grant	0	456,429	456,429	0
952	Meals on Wheels	0	419,441	419,441	0
460	U.S. Department of Housing and Urban Development Rio Bravo Housing Rehabilitation	0	152,110	152,110	0
503	Neighborhood Initiative Program	0	470,608	470,608	0
506	Self Help Center 2005/2006	0	1,031,073	1,031,073	0
654	Old Wilwaukee/Tanquecitos I (Water & Sewer Service)	0	255,408	255,408	0
670	Rio Bravo Drainage Project	0	80,065	80,065	0
674	Tanquesitos I Sewer facilities	0	503,220	503,220	0
675	ORCA Vela Tract Water & Sewer Service & Street Improvements	0	558,000	558,000	0
697	Penitas West Comm Cntr,San Carlos Flood&Drainage, Self Help Tool Lib	0	880,369	880,369	0
015	U.S. Department of Justice Off for Victims of Crime	0	5,000	5,000	0
019	Task Force-Indigent Defense	0	112,164	112,164	0
153	Juvenile Accountability Incentive Block Grant	0	51,044	51,044	0
155	STDC-JAIBG Juvenile Probation	0	1,023	1,023	0
292	DEA Narcotics Task Force Fund	0	254,258	254,258	0
297	Laredo Multi-Agency Narcotics Task Force	89,943	1,394,566	1,484,509	0
298	Laredo Financial Task Force - HIDTA	0	223,704	223,704	0
299	Secure Our Schools Grant	0	16,000	16,000	0
315	Justice Assistance Grant	0	62,312	62,312	0
317	Local Law Enforcement Block Grant 03	0	35,207	35,207	0
319	Homeland Security	0	20,981	20,981	0
320	Local Law Enforcement Block Grant 2004-2006	0	42,343	42,343	0
462	Safe-Haven	0	90,100	90,100	0
902	U.S. Federal Emergency Management Agency CAA Emergency Food and Shelter	0	79,519	79,519	0
325	Office for Domestic Preparedness Homeland Security Program	0	318,659	318,659	0
980	U.S. Department of Transportation Section 18 Rural Transportation	0	903,361	903,361	0
461	Corporation for National and Community Service VISTA Volunteer Program	0	134,868	134,868	0

**Summary Statement of Revenues, Expenditures and  
Changes in Fund Balance in Governmental Funds  
Fiscal Year-to-Date**

	<b>General Fund</b>	<b>Special Revenue Funds</b>	<b>Debt Service Funds</b>	<b>Capital Projects Funds</b>
<b>Beginning Balance 10-01-05</b>	<b>9,209,024</b>	<b>4,856,745</b>	<b>806,853</b>	<b>19,741,184</b>
Revenues	53,568,410	28,946,233	6,681,985	7,601,366
Other Financing Sources	600,417	101,219	723,913	13,055,379
<b>Total Resources Available</b>	<b>54,168,827</b>	<b>29,047,452</b>	<b>7,405,898</b>	<b>20,656,745</b>
Expenditures	47,385,330	28,384,048	6,963,574	13,717,627
Other Financing Uses	554,448	883,497	-	824,767
<b>Total Expenditures and Other Uses</b>	<b>47,939,778</b>	<b>29,267,545</b>	<b>6,963,574</b>	<b>14,542,394</b>
<b>Ending Balance 08-31-06</b>	<b>15,438,073</b>	<b>4,636,652</b>	<b>1,249,177</b>	<b>25,855,535</b>

**County Funds**  
**Current Month and Year-to-Date Revenues and Expenditures**  
2005-2006 Fiscal Year

		Beginning Fund Balance 10-01-05	Revenue		Expenditures		Ending Fund Balance 08-31-06
			Current Month	YTD	Current Month	YTD*	
001	General Fund	9,209,024	965,424	54,168,827	4,222,861	47,939,778	15,438,073
Special Revenue Funds							
005	County Clerk Archive Fund	177,796	17,655	192,807	11,617	116,005	254,598
007	Hotel/Motel Occupancy Tax Fund	17,620	33,303	452,456	26,762	438,520	31,555
008	Records Management & Preservation Fund	31,719	7,946	85,477	5,890	65,204	51,992
009	County Clerk Records Managment & Presservation	92,108	18,251	196,017	9,551	129,528	158,597
010	Road & Bridge Fund	1,519,864	254,323	4,596,022	428,686	4,892,422	1,223,465
014	Vehicle Inventory Tax Fund	0	0	0	0	0	0
016	Justice Court Technolgy Fund	181,112	5,346	67,702	0	15,609	233,205
017	Election Contract Services Fund	87,155	34,869	252,476	0	298,186	41,444
018	District Clerk Preservation Fund	39,940	2,330	22,840	8,949	35,175	27,605
165	Constable Pct. 1 State Forfeiture Fund	46,023	0	0	1,152	15,449	30,574
166	Constable Pct.1 Federal Forfeiture Fund	34,063	0	1,326	0	3,315	32,075
167	District Attorney State Forfeiture Fund	189,888	0	389,345	15,593	92,531	486,702
168	Sheriff State Forfeiture Fund	35,338	0	920,112	28,669	331,232	624,218
169	District Attorney Federal Forfeiture Fund	724,492	0	864,130	26,609	377,045	1,211,577
170	Sheriff Federal Forfeiture Fund	28,399	0	187,271	0	43,907	171,763
171	Constable Pct. 4 Federal Forfeiture Fund	6,451	0	247	0	0	6,698
227	Drug Impact Court Reserve Fund	2,966	10,150	131,422	23,334	291,192	(156,804)
289	Capitalized Interest Fund	17,739	0	4,810	0	0	22,550
330	Courthouse Security Fee Fund	54,794	16,478	177,741	18,750	206,250	26,285
331	J.P. Courthouse Security	0	1,232	9,761	0	0	9,761
335	District Attorney Hot Check Fee Fund	37,908	0	29,520	2,785	27,302	40,126
527	Jail Match/Patch Program	1,222	0	0	0	0	1,222
528	Commissary Sales Commissions Fund	105,472	768	12,995	0	0	118,467
802	Rural Rail Transportation District	9,543	0	50,000	590	34,810	24,732
Debt Service Funds							
600	Debt Service Fund	582,490	118,282	7,096,762	630,247	6,711,944	967,308
601	Water & Sewer Parity Bond Fund	0	21,094	251,630	0	251,630	0
602	Water & Sewer Parity Bond Reserve Fund	224,363	4,383	57,506	0	0	281,869
Capital Project Funds							
610	Rio Bravo Capital Project Series 2000	535,089	0	0	0	535,086	3
614	Interest Income Series 2000	55,370	0	15,066	0	61,321	9,115
623	Capital Outlay Series 1999	60,940	0	61,321	0	104,919	17,342
624	Law Enforcement Project Series 2000	4,072	0	2,067	0	4,616	1,523
627	Interest Income Series 2001	29,787	0	71,799	0	50,225	51,361
657	Interest Income Series 2003	228,766	0	152,648	0	343,221	38,193
658	Park Development Series 2003	1,796,970	0	0	83,557	1,733,581	63,389
659	Tex Mex Building Series 2003	29,037	0	0	0	(830)	29,867
660	Capital Outlay Series 2003	732,179	0	343,221	75,090	710,807	364,593
661	Road & Bridge Improvements Series 2003	720,903	10,783	118,612	33,880	160,472	679,043
662	Bridge Project Series 2003	1,707	0	52,000	0	53,163	544
663	Rain Enhancement Project Series 2003	18,252	0	0	0	18,252	0
664	R.O.W. Acquisition Series 2003	251,074	0	0	200	59,200	191,874
665	Golf Course Improvements Series 2003	282,102	0	0	11,287	12,598	269,504
666	Shiloh Community Center Series 2003	195,592	0	0	0	110,120	85,472
667	Carrizo-Wilcox Water Source Series 2003	195,592	0	0	0	195,592	0
676	County Morgue Project Series 2001	682,296	0	0	0	114,836	567,461
677	Villa Antiqua Project Series 2001	1,002,457	0	100,000	88,398	763,137	339,320
678	Park Development Series 2001	2,457	0	0	0	1,666	791
679	Construction In Progress Series 2001	21,785	0	0	0	19,906	1,879
682	Capital Outlay Series 2001	298,628	0	50,225	0	135,498	213,356
683	Interest Income Series 2002	53,475	0	24,548	0	25,000	53,023
684	Juvenile Youth Village Series 2002	11,128,744	0	398,017	179,060	1,118,012	10,408,749
685	Records Storage Warehouse Series 2002	266,382	0	25,000	0	285,266	6,116
687	Justice Center Fire Protection/Moisture Control Ser	20,981	0	0	0	6,747	14,234
688	Carrizo-Wilcox Water Source Series 2002	84,827	0	0	20,586	84,827	0
690	Penitas Community Center Series 2002	146,376	0	0	59,920	93,890	52,485
691	Capital Outlay Series 2002 Pct 3	16,153	0	0	0	16,145	8
694	Cuatro Vientos Road Loop/B5 Series 2002	24,892	0	0	0	0	24,892
695	Park Development Series 2002	153,092	0	0	1,028	139,148	13,944
696	Capital Outlay Series 2002	132,288	0	0	0	69,270	63,017
711	Interest Income Series 06	0	0	0	0	0	0
712	La Presa Series 06	0	267,438	267,438	7,438	7,438	260,000
713	Fire Protection EquipSr06	0	514,303	514,303	14,303	14,303	500,000
714	Intl Railroad Bridge1Sr06	0	617,164	617,164	70,084	70,084	547,080

\*Includes Encumbrances

**County Funds**  
**Current Month and Year-to-Date Revenues and Expenditures**

		Beginning Fund Balance 10-01-05	Revenue		Expenditures		Ending Fund Balance 08-31-06
			Current Month	YTD	Current Month	YTD*	
Capital Project Funds Cont.							
715	Intl Bridge Series 2006	0	771,455	771,455	54,919	54,919	716,537
716	Cuatro Vientos Rd Sr 2006	0	205,721	205,721	5,721	5,721	200,000
717	Casa Blanca Dam Series 06	0	411,443	411,443	11,443	11,443	400,000
718	Secondary Wtr Source Sr06	0	617,164	617,164	17,164	17,164	600,000
719	County Morgue Series 2006	0	102,861	102,861	2,861	2,861	100,000
720	Veterans Coalition Sr2006	0	514,303	514,303	14,303	14,303	500,000
721	Court House Annex Sr 2006	0	154,291	154,291	4,291	4,291	150,000
722	Capital Outlay Series2006	0	1,851,493	1,851,493	51,493	51,493	1,800,000
723	Park Development Series06	0	4,114,428	4,114,428	114,428	114,428	4,000,000
724	Communication TowerSr2006	0	205,721	205,721	5,721	5,721	200,000
725	Villa Antigua Phill Sr 06	0	102,861	102,861	2,861	2,861	100,000
726	Water Improv Utility Sr06	0	720,025	720,025	20,025	20,025	700,000
727	Road&Bridge CapOutlaySr06	0	1,234,328	1,234,328	34,328	34,328	1,200,000
Enterprise Funds							
801	Water Utility Fund	(393,051)	107,418	1,279,710	100,335	1,386,059	(499,399)
Internal Service Funds							
816	Employee's Health Benefit Fund	0	716,599	6,645,137	648,625	6,824,682	(179,545)
817	Worker's Compensation Reserve Fund	200,000	246,970	2,129,454	70,537	1,024,769	1,304,685
Trust & Agency Funds							
861	Available School Fund	0	24,525	288,489	0	0	288,489
862	Permanent School Fund	14,468,917	143,962	2,368,701	24,525	269,775	16,567,842
863	Employees' Retiree Ins	124,346	19,557	190,128	0	38,550	275,924
*Includes Encumbrances							

**City of Laredo Grants**  
**Current Month and Year-to-Date Revenues and Expenditures**  
 2005-2006 Fiscal Year

		Beginning Fund Balance 10-01-05	Revenue Current Month	YTD	Expenditures Current Month	YTD*	Ending Fund Balance 08-31-06
	<b>City of Laredo</b>						
295	City of Laredo Financial Task Force	0	5,594	46,960	5,594	46,960	0
955	Elderly Nutrition	0	9,451	82,743	9,440	82,743	0
	<b>Other</b>						
907	CPL Retail Energy Neighbor to Neighbor	0	32,699	99,676	12,011	80,779	18,897

\*Includes Encumbrances

**State of Texas Grants**  
**Current Month and Year-to-Date Revenues and Expenditures**  
2005-2006 Fiscal Year

	Beginning Fund Balance 10-01-05	Revenue		Expenditures		Ending Fund Balance 08-31-06
		Current Month	YTD	Current Month	YTD*	
Attorney General of Texas						
011	Title IV-D Child Support Enforcement Program	61,289	0	3,612	0	64,901
083	Help America Vote Act (HAVA)	0	0	776,605	858,210	(81,605)
322	Other Victims Assistance Grant	0	3,674	43,267	43,267	0
323	Other Victims Assistance Grant -District Attorney	0	0	29,764	32,543	(2,778)
Office of the Governor Criminal Justice Division						
290	Initiative Against Domestic Violence	0	300	62,789	62,789	0
294	Legal Advocate	0	10,898	46,100	46,100	0
303	CJD-GIS Initiative	0	0	56,929	61,475	(4,546)
324	Operation Linebacker	0	0	100,772	288,811	(188,039)
Texas Automobile Theft Prevention Agency						
285	Auto Theft Task Force	0	0	61,591	66,598	(5,007)
Texas Comptroller of Public Accounts						
012	Law Enforcement Officers Education Fund	14,856	0	27,640	21,270	21,226
226	49th Judicial District Fund	57,506	0	31,998	7,496	82,009
306	STEP - SB 55, 75th Legislature	0	58	6,360	7,530	(1,170)
Texas Department of Criminal Justice Community Justice Assistance Division						
075	Community Corrections Program	0	18,985	578,191	614,355	(36,164)
076	Day Reporting Center	4,028	0	158,794	146,494	16,327
079	Basic Supervision Program	75,190	40,318	1,136,222	1,344,988	(133,576)
080	Treatment Incarceration Program	4,712	0	221,000	151,852	73,860
082	Mentally Impaired Caseload	2,645	0	51,993	52,690	1,948
Texas Department of Housing and Community Affairs						
459	Home Contract for Deed Conversion	0	0	2335.63	2335.63	0
464	Home Owner Occupied Assistance Program	0	0	214,713	377,892	(163,179)
466	ContrDeedConver1000568	0	0	0	182.75	(183)
Texas Juvenile Probation Commission						
143	Title IV - E Federal Foster Care Reimbursement	655,496	90,876	317,928	162,739	810,685
145	TJPC-B Border Children's Justice Project	0	0	26,537	23,605	2,932
146	TJPC-Y Community Corrections	0	0	335,158	294,386	40,772
147	TJPC-A State Aid	0	0	177,320	143,776	33,544
148	TJPC-F Progressive, Sanctions JPO	0	0	358,599	390,232	(31,633)
149	TJPC-P Juvenile Justice Alternative Education Prog	272,089	40,061	658,339	721,661	208,767
150	TJPC-O Progressive Sanctions ISP	0	0	37,915	41,133	(3,218)
156	TJPC-Z Salary Adjustments	0	0	111,150	92,261	18,889
157	TJPC-G New Program Sanc. 1,2,3	0	0	46,339	35,993	10,346
Texas Department of Transportation						
312	Stepwave Program	0	0	29,049	29,049	0
656	Rio Bravo Border Colonia Access Program	0	3,507	790,697	790,882	(185)
671	El Cenizo Border Colonia Access Program	0	42,246	1,443,112	1,449,617	(6,505)
672	Bruni Mirando Oilton Border Colonia Access Progra	0	209,585	313,232	352,014	(38,782)
673	La Presa Colonia Project	75,750	0	0	75,750	0
698	BCAP D-5 ACRES M2400009	0	0	8,879	8,879	0
699	BCAP LOS ALTOS	0	9,723	26,230	27,610	(1,381)
703	BCAP Ranchitos 359	0	0	10,031	10,559	(528)
704	BCAP SAN CARLOS #1 & #2	0	0	0	0	0
705	BCAP Old Milwaukee	0	4,346	22,346	28,648	(6,301)
706	BCAP PENITAS PROJECT	0	0	0	6,000	(6,000)
707	BCAP Tanquecitos 1&2	0	31,246	107,630	125,420	(17,790)
Texas Parks and Wildlife Department						
478	Community Outreach Program	0	0	14,731	14,731	0
Texas Water Development Board						
646	GO11900 CWTAP WasteWater	0	0	171,598	171,520	79
647	GO11800 EDAP WasteWater	43,024	172	2,330	0	45,354
648	GO11800 EDAP Water	0	87,955	3,488,288	3,363,406	124,883
648-1	EDAP Water Loan	63,881	0	2,878	0	66,759
649	TWDB GO11800 DFundIII Water&WasteWater	386,266	3,770	39,169	264,218	161,217

\*Includes Encumbrances

**Federal Grants**  
**Current Month and Year-to-Date Revenues and Expenditures**  
2005-2006 Fiscal Year

		Beginning Fund Balance 10-01-05	Revenue		Expenditures		Ending Fund Balance 08-31-06
			Current Month	YTD	Current Month	YTD*	
906	U.S. Department of Agriculture Child & Adult Care Food Program	61,386	0	610,449	20,553	672,855	(1,020)
912	U.S. Department of Energy Weatherization	0	15,768	157,908	5,260	157,908	0
467	U.S. Department of Commerce EDA08-88-04040RailBypass	0	0	0	123,480	123,480	(123,480)
229	U.S. Department of Health and Human Services Cluster Court	0	99	972	99	1,014	(42)
375	Child Welfare Unit Fund	115,991	0	4,433	450	1,102	119,322
465	Assoc. Advancement of Mex. Americans	0	0	274,208	0	274,208	0
903	Head Start Program	0	403,343	9,207,281	397,274	9,238,465	(31,185)
911	Comprehensive Energy Assistance Program	0	0	270,603	155,627	402,259	(131,656)
920	Community Service Block Grant	0	10,373	255,770	41,241	258,733	(2,963)
952	Meals on Wheels	0	35,111	325,959	33,636	335,890	(9,931)
460	U.S. Department of Housing and Urban Development Rio Bravo House Rehabilitation	0	0	152,110	36,007	152,110	0
503	Neighborhood Initiatives Program	0	218,960	271,732	142,603	420,427	(148,695)
506	Self Help Center 2005/2006	0	0	138,517	42,029	265,668	(127,151)
654	Old Wilwaukee/Tanquecitos I (Water & Sewer Servi	0	0	2,399	312	2,399	0
670	Rio Bravo Drainage Project	0	79,869	80,065	79,869	80,065	0
674	Tanquesitos I Sewer facilities	0	481	3,220	481	3,220	0
675	ORCA VelaTractWaterSewer	0	0	52,813	1,282	52,813	0
697	ORCAPenitasCtrSanCarDrain	0	0	272,307	0	272,307	0
015	U.S. Department of Justice Off for Victims of Crime	0	0	4,551	0	4,551	0
019	Task Force on Indigent Defense	0	6,628	54,647	2,565	54,647	0
153	Juvenile Accountability Incentive Block Grant	0	0	48,259	2,785	51,044	(2,785)
155	STDC-JAIBG Juvenile Probation	0	0	825	0	825	0
292	DEA Narcotics Task Force	0	0	206,886	19,426	226,312	(19,426)
297	Laredo Multi-Agency Narcotics Task Force	89,943	265	1,179,309	97,473	1,206,334	62,919
298	Laredo Financial Task Force - HIDTA	0	16,997	197,854	16,997	197,854	0
299	Secure Our Schools Grant	0	0	16,000	0	16,000	0
305	OJD - Bullet Proof Vests	0	0	6,000	0	6,000	0
315	Justice Assistance Grant	0	0	0	4,649	10,635	(10,635)
317	Local Law Enforcement Block Grant 03	0	0	35,036	0	35,036	0
319	Homeland Security	0	0	18,740	0	18,740	0
320	Local Law Enforcement Block Grant 2004-2006	0	0	42,343	0	42,343	0
462	Safe-Haven	0	0	69,343	0	69,343	0
902	U.S. Federal Emergency Management Agency CAA Emergency Food and Shelter	0	2,183	55,082	13,252	46,937	8,144
980	U.S. Department of Transportation Section 18 Rural Transportation	0	13,733	734,326	76,069	807,686	(73,360)
325	Office for Domestic Preparedness Homeland Security Program	0	20,752	20,752	20,752	318,569	(297,817)
461	Corporation for National and Community Service VISTA Volunteer Program	0	3,659	89,963	3,659	89,963	0

## Demand Deposit Bank Accounts and Investments

15

August 2006

Source: Webb County Treasurer

## COUNTY-NON REGISTRY/FIDUCIARY DEMAND ACCOUNTS

Department	Institution	Account #	Account Name	Balance	Percentage of Total	Last Month Reconciled	No. Checks	No. Dep	Electronic Transfer	
									Out	In
Treasury	Commerce	54404	General Operating Account (IB)	2,112,302.69	56.07%	July-06	1321	506	99	53
Treasury	Commerce	54412	Payroll Account (IB)	21,709.80	0.58%	July-06	1413	3	5	8
Treasury	Commerce	54594	Appellate Judicial System (IB)	4,224.88	0.11%	July-06	1	33	0	1
Treasury	Commerce	6002033424	JP Precinct 4 Online Account (NIB)	1.06	0.00%	July-06	0	0	0	0
District Clerk	Commerce	54607	Jurors Payroll (IB)	67,378.87	1.79%	July-06	483	0	0	1
County Clerk	Commerce	6002490019	County Clerk Online (IB)	358,832.13	9.52%	July-06	0	0	0	63
Comm Supervision	Commerce	54519	Community Supervision and Corrections (IB)	103,441.07	2.75%	June-06	77	23	0	1
District Attorney	Commerce	54957	Forty Ninth Judicial District (IB)	82,750.45	2.20%	July-06	8	0	0	1
Elections Adm	Commerce	54981	Elections Administration (IB)	6,504.00	0.17%	July-06	13	5	2	1
Sheriff	Commerce	55044	Sheriff Inmate Commissary (NIB)	113,356.08	3.01%	July-06	0	9	0	0
Sheriff	IBC	7102968-01	Match/Patch Program	1,221.70	0.03%	October-06	0	0	0	0
Treasury	Commerce	54420	Interest & Sinking (IB)	57,388.86	1.52%	July-06	1	19	9	2
Risk Mgmt	Citibank	4006-0788	Citibank (NIB)	21,086.11	0.56%	July-06	1	0	1	0
Risk Management	Commerce	54471	Health Ins County Contribution (IB)	393,102.41	10.43%	July-06	1	6	2	1
Risk Management	Commerce	56071	BC/BS Group Health (IB)	103,366.00	2.74%	July-06	0	0	0	1
Risk Management	Commerce	54498	Worker's Comp Co. Contribution (IB)	302,778.07	8.04%	July-06	4	2	3	1
Risk Management	LNB	06-1921-7	WC/Liab Prop Willis Rollinson (NIB)	18,193.20	0.48%	July-06	112	3	7	0
TOTAL COUNTY-NON REGISTRY/FIDUCIARY DEMAND ACCOUNTS				3,767,637.38	100.00%					

## REGISTRY/FIDUCIARY DEMAND ACCOUNTS

Department	Institution	Account #	Account Name	Balance	Percentage of Total	Last Month Reconciled	No. Checks	No. Dep	Electronic Transfer	
									Out	In
County Clerk	Commerce	55001	Clerk Trust Fund (NIB)	687,863.34	11.94%	July-06	1	0	0	0
District Attorney	Commerce	54965	Hot Checks (IB)	55,712.99	0.97%	June-06	87	21	0	1
District Attorney	Commerce	54949	Pool Forfeiture (IB)	308,011.12	5.35%	July-06	3	0	0	1
District Clerk	Commerce	54711	District Clerk- Regular (IB)	686,238.97	11.92%	July-06	153	22	0	18
District Clerk	Commerce	54738	District Clerk- Special (NIB)	1,218,013.62	21.16%	July-06	47	23	1	0
Risk Management	Commerce	6000277741	Retiree Health Insurance Fund (IB)	85,960.65	1.49%	July-06	0	0	0	1
Sheriff	Commerce	55028	Sheriff Inmate Account (NIB)	70,933.21	1.23%	October-05	289	23	0	0
Sheriff	Commerce	6001477590	Cash Bond Account (NIB)	108,426.75	1.88%	July-06	5	9	0	0
Tax Assessor/Coll	Commerce	54690	City of Rio Bravo (NIB)	18,949.51	0.33%	July-06	4	16	0	0
Tax Assessor/Coll	Commerce	54658	State Tax Fund (NIB)	198,027.21	3.44%	July-06	2	10	0	0
Tax Assessor/Coll	Commerce	54666	State Highway Fund (NIB)	787,775.51	13.68%	July-06	12	48	20	0
Tax Assessor/Coll	Commerce	54703	City of El Cenizo (NIB)	7,024.54	0.12%	July-06	3	15	0	0
Tax Assessor/Coll	Commerce	54615	Laredo Com. College (NIB)	78,025.05	1.35%	July-06	19	19	4	0
Tax Assessor/Coll	Commerce	54623	Drainage District I (NIB)	8,615.47	0.15%	July-06	2	9	0	0
Tax Assessor/Coll	Commerce	54674	Vehicle Sales & Use Tax (NIB)	1,417,915.44	24.62%	July-06	0	23	4	0
Tax Assessor/Coll	Commerce	54682	Boat Sales Use Tax (NIB)	10,010.91	0.17%	July-06	0	0	0	0
Tax Assessor/Coll	Commerce	54631	Vehicle Inventory (NIB)	4,933.64	0.09%	July-06	0	14	2	0
Tax Assessor/Coll	Commerce	6000277555	Motor Vehicle Internet Account (NIB)	94.00	0.00%	July-06	0	0	0	0
Tax Assessor/Coll	Commerce	6000277563	Property Taxes Internet Account	0.00	0.00%	May-06	23	0	0	12
Tax Assessor/Coll	Commerce	6002034943	WCAD Bus Rendition Penalty (NIB)	2.22	0.00%	July-06	2	1	0	0
Tax Assessor/Coll	Commerce	6002034951	MVD and Property Tax Internet Account (NIB)	6,284.46	0.11%	July-06	18	0	0	19
TOTAL REGISTRY/FIDUCIARY DEMAND ACCOUNTS				5,758,818.61	100.00%					

## GRAND TOTAL DEMAND ACCOUNTS

9,526,455.99

## Demand Deposit Bank Accounts and Investments

16

August 2006

Source: Webb County Treasurer

## COUNTY-NON REGISTRY/FIDUCIARY INVESTMENT POOLS

Department	Investment		Account Name	Balance	Percentage of Total	Last Month Reconciled	No. Checks	No. Dep	Electronic Transfer	
	Pool	Account #							Out	In
Treasury	TexPool	2402200006	GENERAL FUND	16,662,485.88	40.06%	Jul-06	N/A	N/A	N/A	N/A
Treasury	TexStar	240011111000	GENERAL FUND	226,694.43	0.55%	Jul-06	"	"	"	"
Treasury	TexPool	2402200018	HOTEL MOTEL OCCUPANCY TAX	499.34	0.00%	Jul-06	"	"	"	"
Treasury	TexPool	2402200021	ADULT PROBATION	71,701.86	0.17%	Jul-06	"	"	"	"
Treasury	TexPool	2402200027	CONSTABLE PCT 1 FORFEITURE	34,415.02	0.08%	Jul-06	"	"	"	"
Treasury	TexPool	2402200028	CONSTABLE PCT 4 FORFEITURE	6,698.00	0.02%	Jul-06	"	"	"	"
Treasury	TexPool	2402200031	SHERIFF FORFEITURE	74,236.28	0.18%	Jul-06	"	"	"	"
Treasury	TexPool	2402200032	SHERIFF FEDERAL FORFEITURE	855.54	0.00%	Jul-06	"	"	"	"
Treasury	TexPool	2402200033	DISTRICT ATTORNEY FORFEITURE	279,146.54	0.67%	Jul-06	"	"	"	"
Treasury	TexPool	2402200034	DISTRICT ATTORNEY FED. FORFEITURE	967,107.41	2.33%	Jul-06	"	"	"	"
Treasury	TexPool	2402200041	WEBB COUNTY VERTEX	700,896.70	1.69%	Jul-06	"	"	"	"
Treasury	TexPool	2402200047	JJAEP PROGRAM	198,832.39	0.48%	Jul-06	"	"	"	"
Treasury	TexPool	2402200048	LAREDO WEBB COUNTY CHILD WELFARE	119,272.36	0.29%	Jul-06	"	"	"	"
Treasury	TexPool	2402200059	NARCOTIC TASK FORCE FORFEITURE	137,064.07	0.33%	Jul-06	"	"	"	"
Treasury	TexPool	2402200004	WATER/SEWER CAPITALIZED INTEREST	130,635.04	0.31%	Jul-06	"	"	"	"
Treasury	TexPool	2402200007	BUILDING ACQUISITION & REMODELING	56,138.78	0.13%	Jul-06	"	"	"	"
Treasury	TexPool	2402200011	WATERWORKS & SEWER SYSTEM	0.00	0.00%	Jul-06	"	"	"	"
Treasury	TexPool	2402200012	CERT. OF OBLIGATION SERIES 2001	1,352,571.56	3.25%	Jul-06	"	"	"	"
Treasury	TexPool	2402200036	TEXAS WATER DEVELOPMENT BOARD	0.00	0.00%	Jul-06	"	"	"	"
Treasury	TexPool	2402200037	RIO BRAVO SEWER PROJECT	0.00	0.00%	Jul-06	"	"	"	"
Treasury	TexPool	2402200042	LIMITED TAX IMPROV BONDS SER 2002	10,588,025.10	25.46%	Jul-06	"	"	"	"
Treasury	TexPool	2402200043	CERT OF OBLIGATION SER 2002	434,473.99	1.04%	Jul-06	"	"	"	"
Treasury	TexPool	2402200049	EDAP WATER GRANT GO 11900	3,702,464.50	8.90%	12/31/2005	"	"	"	"
Treasury	TexPool	2402200050	CERT OF OBLIGATION SER 2003	3,702,464.50	8.90%	Jul-06	N/A	N/A	N/A	N/A
Treasury	TexPool	2402200052	WATER WORKS SEWER SYSTEM 2004	112,827.22	0.27%	Jul-06	"	"	"	"
Treasury	TexPool	2402200053	WATER WORKS SEWER SYSTEM 2004A	65,232.09	0.16%	Jul-06	"	"	"	"
Treasury	TexPool	2402200055	WATER WORKS SEWER SYSTEM SR2000	321,600.97	0.77%	Jul-06	"	"	"	"
Treasury	TexPool	2402200056	WASTEWATER GRANT G11900 (FED)	0.00	0.00%	Jul-06	"	"	"	"
Treasury	TexPool	2402200057	WATER GRANT C11800 (STATE)	163,236.11	0.39%	Jul-06	"	"	"	"
Treasury	TexPool	2402200061	TWDB-EDAP WATER LOAN 2004A	66,598.99	0.16%	Jul-06	"	"	"	"
Treasury	TexPool	2402200016	INTEREST AND SINKING	1,094,136.57	2.63%	Jul-06	"	"	"	"
Treasury	TexStar	2400133330000	INTEREST AND SINKING	42,350.25	0.10%	Jul-06	"	"	"	"
Treasury	TexPool	2402200014	HEALTH INSURANCE CONTRIBUTION	2,718,235.74	6.54%	Jul-06	"	"	"	"
Treasury	TexPool	2402200019	WORKER'S COMP - CO CONTRIBUTIONS	809,397.31	1.95%	Jul-06	"	"	"	"
Treasury	TexPool	2402200003	WATER UTILITIES	0.00	0.00%	Jul-06	"	"	"	"
Treasury	TexStar	240010672000	WORKER'S COMP - CO CONTRIBUTIONS	53,976.38	0.13%	Jul-06	"	"	"	"
TOTAL COUNTY-NON REGISTRY/FIDUCIARY				41,591,013.95	100.00%					

## REGISTRY/FIDUCIARY INVESTMENT POOLS

Department	Investment		Account Name	Balance	Percentage of Total	Last Month Reconciled	No. Checks	No. Dep	Electronic Transfer	
	Pool	Account #							Out	In
Treasury	TexPool	2402200005	PERMANENT SCHOOL FUND	5,553,694.30	26.13%	Jul-06	N/A	N/A	N/A	N/A
Treasury	MBIA	TX0102320002	PERMANENT SCHOOL FUND	5,708,050.97	26.84%	Jul-06	"	"	"	"
Treasury	TexStar	240014507000	PERMANENT SCHOOL FUND	4,927,394.58	23.18%	Jul-06	"	"	"	"
Treasury	TexPool	2402200030	AVAILABLE SCHOOL FUND	573,442.97	2.70%	Jul-06	"	"	"	"
Treasury	TexPool	2402200058	RETIREE HEALTH FUND	202,923.65	0.95%	Jul-06	"	"	"	"
Treasury	TexPool	2402200001	VEHICLE INVENTORY TAX	495,403.29	2.33%	Jul-06	"	"	"	"
Treasury	TexPool	2402200013	STATE HIWAY FUND	1,193.59	0.01%	Jul-06	"	"	"	"
Treasury	TexPool	VARIOUS	DISTRICT CLERK ACCOUNTS	3,795,606.84	17.86%	Jul-06	"	"	"	"
TOTAL REGISTRY/FIDUCIARY				21,257,710.19	100.00%					
GRAND TOTAL INVESTMENT ACCOUNTS				62,848,724.14						
TOTAL DEMAND AND INVESTMENT ACCOUNTS				72,375,180.13						

**Webb County, Texas**  
**Bonds & Other General Long Term Debt**  
**August 31, 2006**

Outstanding  
Debt Balance

---

**Certificates of Obligations**

Certificates of Obligations, Series 1996 courthouse restoration; land acquisition at 1100 Washington; remodeling of building at 1100 Washington; air conditioning equipment for the jail; juvenile detention facility; regional sewer plant land acquisition and professional services; gas depot and vehicle wash racks at road and bridge department; 911 program engineering services; IBM AS-400 upgrade for county networking; costs incurred in connection with issuance of the bonds	
Certificate of Participation, Series 1997 to purchase an approximately .95 acre tract of land and the approximately 15,000 square feet detention facility, including sleep quarters, laundry facilities, dining facilities, a kitchen, education classroom space, administrative space, parking areas and recreational areas located thereon	1,285,000
General Obligation Refunding Bonds, Series 1998 refund a portion of the County's currently outstanding Certificates of Obligation, Series 1996; costs incurred in connection with issuance of the bonds	7,465,000
Certificates of Obligations, Series 1999 a new County Administration Building; a new courtroom for the 406th District Court; a chiller to serve County buildings; automobiles, trucks, and road equipment; computer and software equipment for County departments including Y2K compliance; and elevated storage tank in Rio Bravo; water transmission lines in the El Cenizo area; water utility equipment, including pumps and related equipment and buildings and improvements for the the County Water Utilities Department; vehicle maintenance equipment for County garages; and the payment of contractual obligations for professional services in connection with the above projects	1,995,000
Certificates of Obligations, Series 2000 completion of the new County Administration Building; purchase 7,084 square feet of land adjoining the administration building; construction of improvements to the Webb County Jail; improvements to the computer network; purchase of 2000 Hawk fire apparatus; construction of building modifications; road rehabilitation; right-of-way acquisition; construction of a water treatment plant, raw water delivery system, and raw water storage tank; purchase of vehicles, computers, laboratory equipment, backhoes, water and wastewater pumps, generators, and other equipment for water treatment plant and general county operations; and the payment of contractual obligations for professional services in connection with the above projects	1,660,000
Certificates of Obligations, Series 2001 acquisition and renovation of the land and buildings for the downtown Villa Antigua project; replacement or upgrade of the County's main computer system and purchase of additional computer equipment; acquisition of land and construction of the County's Morgue; expansion or rehabilitation of existing County buildings; construction, renovation, and improvements to various County parks; right-of-way acquisition in the colonias area; construction of an international bridge; purchase of computers, printers, copiers, furniture, and vehicles for various County departments; and the payment of contractual obligations for professional services in connection with such projects	6,445,000
Certificates of Obligations, Series 2002 design, planning, acquisition, construction, capital outlay, and equipping of community centers, other County buildings, improvements to the County parks, construction of bridges, acquisition of water supply and general equipment and other projects, paying the cost of issuance thereof	3,465,000
Limited Tax Improvement Bonds, Series 2002 design, planning, acquisition, construction, capital outlay, and equipping of juvenile detention facility; and the payment of contractual obligations for professional services in connection with such project	9,670,000
Limited Tax Refunding Bonds, Series 2002 refund the County's outstanding debt for Certificates of Obligation, Series 1993; costs incurred in connection with issuance of the bonds	3,510,000
Limited Tax Refunding Bonds, Series 2003 refund the County's outstanding debt for Certificates of Obligation, Series 1994; costs incurred in connection with issuance of the bonds	5,585,000
Certificates Of Obligations, Series 2003 for the design, planning, acquisition, construction, and equipping of golf course improvements; purchase and renovation of the site and building called "Tex-Mex" building at 1202 Washington Street; sites for and construction of ionization towers and monitoring station for rain enhancement; construction, renovation, equipment, and improvement to various County parks and community centers; right-of-way acquisition and road improvements in the colonias areas; construction of an international bridge; acquisition of a secondary County water source; purchase computers, copiers, fax machines, furniture, vehicles, heavy equipment and other equipment for the County courts, the Sheriff's department, and other various County departments; Casa Blanca Lake rehabilitation; development of recreational facilities through interlocal agreements with LISD, UISD, and City of Laredo; development of the North Shiloh Community Center in Precinct 3 of the County; land acquisition and developments and/or rehabilitation of the recreational and community centers in the Rio Bravo and El Cenizo areas of Southern Webb County; improvements to County property used for recreational purposed in the area known as "LIFE Downs"; and the payment of contractual obligations for professional services in connection with such projects	9,560,000
Limited Tax Refunding Bonds, Series 2005 refund a portion of the County's outstanding debt for Certificates of Obligation, Series 1999 and Series 2000; costs incurred in connection with issuance of the bonds	14,735,000

**Webb County, Texas**  
**Bonds & Other General Long Term Debt**  
**August 31, 2006**

	Outstanding Debt Balance
Certificates Of Obligations, Series 2006	12,405,000
for the payment of contractual obligations to be incurred for the design, planning, acquisition, construction, and equipping of right-of-way and drainage facilities in the Colonias areas; two tanker trucks for fire protection; permitting an international railroad bridge; permitting an international bridge; right-of-way and utilities relocation for Cuatro Vientos Road; engineering design and repairs to Casa Blanca Dam; water well and tests in Carrizo Wilcox Aquifer; a morgue; a veterans building and museum; studies for reconstruction and preservation of the courthouse annex and other County buildings; purchase of vehicles, computers, copiers, fax machines, furniture, and other equipment for all departments; development of facilities including county parks, community centers plus land acquisition and the construction and/or rehabilitation of parks, community centers, and other buildings, constructed either independently or through interlocal agreement with other public and/or private entities; communication tower and radio equipment; improvement for the renovation of the Villa Antigua project; raw water intake and pond cleaning at water treatment plant; and vehicles and road and bridge heavy equipment; and the payment of contractual obligations for professional services in connection with such projects (including, but not limited to, financial advisory, legal, architectural, and engineering), and to pay costs of issuance related to the Certificates.	
<b>Total</b>	<u>77,780,000</u>
<b>Loans</b>	
TWDB Water & Sewer DFUNDII financing the water supply portion of the Waterworks and Sewer System Project and paying the costs of issuance of the bonds	1,860,000
TWDB EDAP Loan Series 2004 design and construction of water treatment and distribution and wastewater collection and treatment facilities to serve the economically distressed areas of Webb County known as the City of Rio Bravo and the City of El Cenizo	1,092,000
TWDB EDAP Loan Series 2004A design and construction of water treatment and distribution and wastewater collection and treatment facilities to serve the economically distressed areas of Webb County known as the City of Rio Bravo and the City of El Cenizo	568,000
LoanSTAR Revolving Loan Program revenues are from the State Energy Conservation Office in the form of a loan; funds are to be used for the energy conservation retrofit measures of the Law Enforcement Center and the Justice Center	427,761
<b>Total Loans</b>	<u>3,947,761</u>
<b>Lease Purchases</b>	
Headstart - Prada Modular Building Modular Building	47,671
IBM Tax Office Computer computer equipment for Tax Office	
3 Copiers 3 office copiers	24,234
Paragon Mail Machine/Postage by Phone postage equipment	
Mitel Networks-Administration Building Telephone System telephones, miscellaneous equipment, and networking installation and services	335,137
2 Motor Graders & Other Equipment heavy equipment for Road & Bridge	
Lease #884 - 5 Trucks heavy equipment for Road & Bridge	
<b>Total Lease Purchases</b>	<u>407,042</u>
<b>Compensated Absences</b>	
Compensated Absences; Webb County	2,075,866
Compensated Absences; CAA	37,930
<b>Total Compensated Absences</b>	<u>2,113,796</u>
<b>Total All Debt</b>	<u><u>84,248,599</u></u>

**Webb County, Texas**  
**Bonds & Other Indebtedness**  
**Principal Payments**  
**August 31, 2006**

	Original Amount	Beginning Balance 10/1/2005	FY2006 Additions	Current Month Payments	FY2006 Year to Date Payments	Remaining Balance	Percentage Owed
<b>Certificates of Obligations</b>							
Certificates of Obligations, Series 1996	7,500,000	95,000			95,000	1,285,000	84.0%
Certificate of Participation, Series 1997	1,530,000	1,335,000			50,000	7,465,000	93.1%
General Obligation Refunding Bonds, Series 1998	8,020,000	7,540,000			75,000	1,995,000	13.5%
Certificates of Obligations, Series 1999	14,800,000	2,595,000			600,000	1,660,000	21.3%
Certificates of Obligations, Series 2000	7,795,000	1,860,000			200,000	6,445,000	92.1%
Certificates of Obligations, Series 2001	7,000,000	6,575,000			130,000	3,465,000	80.6%
Certificates of Obligations, Series 2002	4,300,000	3,620,000			155,000	9,670,000	85.6%
Limited Tax Improvement Bonds, Series 2002	11,300,000	10,095,000			425,000	3,510,000	55.9%
Limited Tax Refunding Bonds, Series 2002	6,275,000	4,565,000			1,055,000	5,585,000	88.2%
Limited Tax Refunding Bonds, Series 2003	6,335,000	6,010,000			425,000	9,560,000	95.6%
Certificates Of Obligations, Series 2003	10,000,000	9,620,000			60,000	14,735,000	99.7%
Limited Tax Refunding Bonds, Series 2005	14,775,000	14,775,000			40,000	12,405,000	100.0%
Certificates of Obligations, Series 2006			12,405,000			77,780,000	
<b>Total Certificates of Obligations</b>	<b>108,330,000</b>	<b>68,685,000</b>	<b>12,405,000</b>		<b>3,310,000</b>		
<b>Loans</b>							
TWDB Water & Sewer DFUNDII	1,958,000	1,900,000			40,000	1,860,000	95.0%
TWDB EDAP Loan Series 2004	1,102,000	1,102,000			10,000	1,092,000	99.1%
TWDB EDAP Loan Series 2004A	588,000	578,000			10,000	568,000	96.6%
LoanSTAR Revolving Loan Program	1,124,039	571,954		36,593	144,193	427,761	38.1%
<b>Total Loans</b>	<b>4,772,039</b>	<b>4,151,954</b>		<b>36,593</b>	<b>204,193</b>	<b>3,947,761</b>	
<b>Lease Purchases</b>							
Head Start - Prada modular Building	116,721	71,234			23,563	47,671	40.8%
IBM Tax Office Computer	84,480	18,625			18,625		
3 Copiers	37,790	37,790			13,556	24,234	64.1%
Paragon Mail Machine/Postage by Phone	20,049	3,192			3,192		
Mitel Networks-Admin Bldg Telephone Sys	488,535	379,462		3,782	44,325	335,137	68.6%
2 Motor Graders & Other Equipment	516,161	89,368			89,368		
Lease #884 - Five Trucks	455,929	117,739			117,739		
<b>Total Lease Purchases</b>	<b>1,602,944</b>	<b>717,410</b>		<b>3,782</b>	<b>286,805</b>	<b>407,042</b>	
<b>Compensated Absences</b>							
Compensated Absences; Webb County		2,075,866				2,075,866	100.0%
Compensated Absences; CAA		37,930				37,930	100.0%
<b>Total Compensated Absences</b>		<b>2,113,796</b>				<b>2,113,796</b>	
<b>Grand Total</b>	<b>114,704,983</b>	<b>75,668,160</b>	<b>12,405,000</b>	<b>40,375</b>	<b>3,800,998</b>	<b>84,248,599</b>	

**Webb County, Texas**  
**Bonds & Other Indebtedness**  
**Interest Payments**  
**August 31, 2006**

	Original Amount	Beginning Balance 10/1/2005	FY2006 Additions	Current Month Payments	FY2006 Year to Date Payments	Cumulative Interest Paid	Percentage Paid
<b>Certificates of Obligations</b>							
Certificates of Obligations, Series 1996	1,184,150	3,468			3,468	1,184,150	100.0%
Certificates of Participation, Series 1997	1,349,481	618,385			72,281	803,377	59.5%
General Obligation Refunding Bonds, Series 1998	4,592,104	2,291,547			323,728	2,624,284	57.1%
Certificates of Obligations, Series 1999	9,555,847	317,811			136,831	9,374,867	98.1%
Certificates of Obligations, Series 2000	5,596,578	291,901			89,025	5,393,702	96.4%
Certificates of Obligations, Series 2001	4,395,043	3,076,707			314,115	1,632,451	37.1%
Certificates of Obligations, Series 2002	2,028,566	1,253,240		74,006	150,725	634,588	31.3%
Limited Tax Improvement Bonds, Series 2002	5,677,288	4,626,100		207,175	421,788	1,764,438	31.1%
Limited Tax Refunding Bonds, Series 2002	1,250,708	471,125		87,750	201,875	981,458	78.5%
Limited Tax Refunding Bonds, Series 2003	1,727,391	1,173,482			104,331	658,240	38.1%
Certificates Of Obligations, Series 2003	6,226,571	5,387,225		211,643	424,035	1,263,381	20.3%
Limited Tax Refunding Bonds, Series 2005	7,242,258	7,035,963			700,025	906,320	12.5%
Certificates of Obligations, Series 2006	6,727,921		569,695				
<b>Total Certificates of Obligations</b>	<b>63,882,772</b>	<b>26,546,954</b>	<b>569,695</b>	<b>580,574</b>	<b>2,942,227</b>	<b>33,550,122</b>	
<b>Loans</b>							
TWDB Water & Sewer DFUNDII	1,477,565	981,865			104,410	600,110	40.6%
TWDB EDAP Loan Series 2004	701,893	648,043			53,713	107,563	15.3%
TWDB EDAP Loan Series 2004A	404,190	373,335			30,507	61,362	15.2%
LoanSTAR Revolving Loan Program	197,030	47,237		4,690	20,941	170,674	86.6%
<b>Total Loans</b>	<b>2,780,678</b>	<b>2,050,540</b>		<b>4,690</b>	<b>209,571</b>	<b>939,709</b>	
<b>Lease Purchases</b>							
Head Start - Prada modular Building	16,790	3,055			3,055	14,471	86.2%
IBM Tax Office Computer	12,196	711			710	12,195	100.0%
3 Copiers	3,805	3,805			308	308	8.1%
Paragon Mail Machine/Postage by Phone	6,927	180			180	6,927	100.0%
Mitel Networks-Admin Bldg Telephone Sys	136,934	76,694		1,467	18,654	78,894	57.6%
2 Motor Graders & Other Equipment	25,851	967			968	25,852	100.0%
Lease #884 - Five Trucks	21,922	1,723			1,723	21,922	100.0%
<b>Total Lease Purchases</b>	<b>207,635</b>	<b>84,080</b>		<b>1,467</b>	<b>22,543</b>	<b>146,098</b>	
<b>Grand Total</b>	<b>66,871,085</b>	<b>28,681,574</b>	<b>569,695</b>	<b>586,731</b>	<b>3,174,341</b>	<b>34,635,929</b>	

# Webb County Jail

## Revenues and Expenditures

### For Month Ended August 31, 2006

	<u>Current Month</u>	<u>YTD Actual</u>	<u>YTD Budget</u>	<u>YTD Above(Below) Budget</u>	<u>FY Budget</u>
<b>Revenues</b>					
Inmate Per Diem	286,432 (1)	2,882,559 (2)	4,053,684	(1,171,125)	4,422,201
Inmate Revenue - CCA		80,704		80,704	
Telephone Commissions	8,242	14,716	137,500	(122,784)	150,000
Total Billed	<u>294,674</u>	<u>2,977,979</u>	<u>4,191,184</u>	<u>(1,213,205)</u>	<u>4,572,201</u>
<b>Expenditures</b>					
Dimmit County	44,963	264,373		264,373	
Frio County	-	462,076		462,076	
Zapata County	17,963	120,598		120,598	
Jail Bargaining Unit	627,724	7,466,819	7,822,373	(355,554)	8,533,498
Jail Non Bargaining Unit	66,296	819,724	893,823	(74,100)	975,080
Jail Purchasing	141,648	1,362,532	1,366,744	(4,213)	1,490,994
Total Expenditures	<u>898,594</u>	<u>10,496,120</u>	<u>10,082,941</u>	<u>413,179</u>	<u>10,999,572</u>
<b>Operating Cost</b>	<u>603,920</u>	<u>7,518,141</u>	<u>5,891,757</u>	<u>1,626,385</u>	<u>6,427,371</u>

(1) Billings for current month.

(2) Includes \$844,132 billed but uncollected for current fiscal year.

## Webb County Jail Monthly Billings and Collections

Month		U.S. Marshal		City of Laredo		Others	
		Billed	Collected	Billed	Collected	Billed	Collected
October	2005	224,659		6,080		6,327	
November	2005	201,427		4,004		6,379	
December	2005	258,321		3,114	6,080	7,612	6,030
January	2006	248,781		4,449		10,776	5,091
February	2006	218,036	224,659	2,620		9,738	8,406
March	2006	259,531		6,821		10,677	12,753
April	2006	230,145		7,730		12,852	8,551
May	2006	266,239	459,748	7,730	14,186	11,962	20,415
June	2006	260,270	466,817	9,663	22,281	7,958	
July	2006	276,015	755,915	9,947		5,437	11,122
August	2006	265,443		14,267	9,663	6,722	5,882
September	2006						
Totals		2,708,868	1,907,140	76,424	52,210	96,441	78,251

Billed But Uncollected for current fiscal year:

U.S. Marshal	\$ 801,728
City of Laredo	24,214
Others	18,190
Total Receivable	<u>\$ 844,132</u>

Billed But Uncollected for fiscal year 2005:

Others (CBP)	2,323
Total Receivable	<u>\$ 2,323</u>

# Webb County Jail Daily Inmate Count August 2006

Day	State Inmates	USM Inmates	City Inmates	B O P	CBP/INS	Daily Total Computed	Frio County	Dimmit County	Zapata County
1-Aug-06	160	396	6	3		565		41	19
2-Aug-06	391	142	7	3		543		41	20
3-Aug-06	386	140	8	3		537		41	20
4-Aug-06	371	145	9	3		528		41	20
5-Aug-06	367	148	7	3	2	527		41	20
6-Aug-06	363	148	7	3	2	523		41	20
7-Aug-06	365	150	7	3	2	527		41	20
8-Aug-06	378	154	7	3		542		41	20
9-Aug-06	366	152	7	3		528		41	20
10-Aug-06	361	153	8	3		525		38	20
11-Aug-06	367	149	8	3		527		38	20
12-Aug-06	363	150	7	4		524		38	19
13-Aug-06	369	150	9	4		532		38	19
14-Aug-06	371	146	9	4		530		40	19
15-Aug-06	371	146	8	4		529		40	19
16-Aug-06	384	147	9	4		544		40	12
17-Aug-06	384	149	9	4		546		40	12
18-Aug-06	382	146	9	4		541		40	12
19-Aug-06	392	138	9	4	2	545		39	12
20-Aug-06	401	139	9	4	3	556		39	12
21-Aug-06	401	137	8	4	3	553		38	12
22-Aug-06	391	139	7	4	5	546		37	12
23-Aug-06	389	136	7	4	2	538		37	12
24-Aug-06	395	130	8	4	1	538		36	12
25-Aug-06	389	132	9	4	1	535		36	11
26-Aug-06	386	131	8	4		529		36	11
27-Aug-06	400	132	8	4	1	545		36	11
28-Aug-06	407	132	9	4	1	553		36	11
29-Aug-06	396	136	9	3		544		36	11
30-Aug-06	394	139	9	3	1	546		36	11
31-Aug-06	391	138	10	3	1	543		36	10
Totals	11,631	4,670	251	110	26	16,689		1,199	479
Daily Average	375	151	8	4	1	538		39	15

## Billings:

		Computed	Sheriff's Billing	Exception Noted
U.S. Marshal	( 4,670 x \$56.84)	265,442.80		265,442.80
City of Laredo	( 251 x \$56.84)	14,266.84		14,266.84
B O P	(110 x \$49.43)	5,437.30		5,437.30
CBP/INS	( 26 x \$49.43)	1,285.18		1,285.18
Total		286,432.12		286,432.12

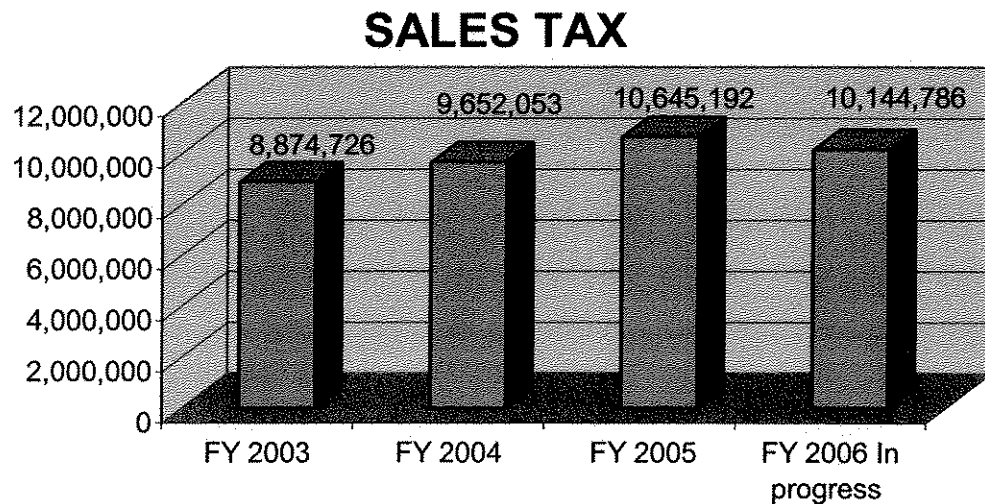
## Sales Tax Revenue

Fiscal Year 2005-2006

Annual Budget = \$10,600,000

Monthly Budget = \$ 883,333

Month	Received FY 2005	Received FY 2006	Increase (Decrease) From Prior FY	Above (Below) YTD Budget
October	886,166	966,730	80,564	83,397
November	766,532	882,325	115,794	82,389
December	807,693	950,831	143,139	149,887
January	1,272,231	1,436,362	164,131	702,916
February	744,627	866,557	121,930	686,141
March	714,134	887,763	173,630	690,571
April	1,092,160	1,121,565	29,405	928,803
May	792,076	939,372	147,297	984,842
June	818,614	1,000,342	181,728	1,101,852
July	1,035,899	1,092,938	57,039	1,311,456



## Departmental Expenditures

### Budget to Actual Comparisons

General Fund Departments	Budget		Actual		Above (Below)	% Collected
	FY	YTD	August	YTD	YTD Budget	
0550 Public Information Office	25,704	23,562	-	-	(23,562)	0%
4102 Child Welfare	39,250	35,979	-	4,282	(31,697)	11%
2070 Medical Examiner & Morgue	32,290	29,599	136	8,340	(21,259)	26%
6104 Fred & Anita Bruni Comm.	47,047	43,126	5,909	19,682	(23,444)	42%
4100 Indigent Health Care	2,440,000	2,236,667	237,885	1,042,609	(1,194,058)	43%
1050 Judicial General	123,220	112,952	5,470	59,700	(53,251)	48%
0112 Grant Matching	1,144,917	1,049,507	28,181	690,774	(358,733)	60%
0120 Human Resources	91,523	83,896	5,167	55,818	(28,078)	61%
2200 Emergency Medical Service	102,748	94,186	5,370	66,220	(27,965)	64%
0101 Commissioners Court	208,151	190,805	9,518	136,813	(53,993)	66%
2501 Cnstbl Pct 3 A Munoz	135,711	124,402	10,730	95,128	(29,274)	70%
1111 Dist Clerk Central Jury	356,017	326,349	15,399	252,477	(73,871)	71%
1010 County Court At Law # 1	903,407	828,123	76,564	662,431	(165,693)	73%
0104 Economic Development	333,283	305,509	23,499	244,040	(61,470)	73%
1004 406th District Court	630,062	577,557	44,132	471,999	(105,558)	75%
5001 Extension Agent	159,833	146,514	11,321	121,355	(25,159)	76%
6108 Bruni Community Center	48,427	44,391	3,388	36,947	(7,444)	76%
6113 Buenos Aires Community Ct	33,525	30,731	5,024	25,432	(5,299)	76%
1001 49th District Court	499,999	458,332	30,886	386,106	(72,227)	77%
1003 341st District Court	509,980	467,482	32,512	399,972	(67,510)	78%
0109 General Operating Exp	1,966,540	1,802,662	161,151	1,552,943	(249,718)	79%
0110 Third Party Contracts	504,860	462,788	-	403,610	(59,178)	80%
1205 Pre Trial Services	390,270	357,747	22,390	310,634	(47,113)	80%
0600 Webb County Purchasing	642,417	588,882	49,089	517,256	(71,627)	81%
1042 JP Pct2 Pl1 S Benavides	263,540	241,578	18,471	213,611	(27,967)	81%
1045 JP Pct2 Pl2 R Rangel	257,953	236,457	18,037	210,146	(26,311)	81%
0200 Webb County Judge	544,801	499,401	37,017	447,990	(51,411)	82%
1101 County Attorney	1,853,861	1,699,373	140,039	1,538,706	(160,666)	83%
1011 County Court At Law # 2	1,039,649	953,012	50,649	859,080	(93,932)	83%
2500 Cnstbl Pct 1 R.Rodriguez	686,314	629,121	45,272	570,563	(58,558)	83%
0108 Vehicle Maintenance	534,036	489,533	91,427	443,118	(46,415)	83%
1044 JP Pct4 O Martinez	514,073	471,234	36,974	425,562	(45,671)	83%
1002 111th District Court	407,000	373,083	29,684	338,262	(34,821)	83%
1041 JP Pct1 Pl2 D Valdez	302,151	276,972	22,042	252,247	(24,725)	83%
5050 Veteran's Service Office	213,117	195,357	10,285	176,108	(19,249)	83%
6001 Golf Course	47,000	43,083	8,393	38,820	(4,263)	83%
2061 Jail Non Bargaining Unit	975,080	893,823	66,296	819,724	(74,100)	84%
4101 Indigent Services Program	693,647	635,843	56,475	585,271	(50,572)	84%
0300 Webb County Treasurer	686,028	628,859	49,197	578,324	(50,535)	84%
0204 Commissioner Precinct 4	146,381	134,183	10,646	122,451	(11,731)	84%
6103 Larga Vista Community Ctr	138,763	127,199	10,663	117,030	(10,169)	84%
1301 Juvenile Probation	1,736,113	1,591,437	119,008	1,468,699	(122,738)	85%
1102 Public Defender	1,668,313	1,529,287	126,671	1,426,397	(102,890)	85%
0105 Risk Managemnt & Insuranc	1,213,857	1,112,702	53,884	1,027,321	(85,381)	85%
0400 Webb County Auditor	1,273,643	1,167,506	97,532	1,082,844	(84,662)	85%
0107 Election Administration	401,855	368,367	17,338	343,573	(24,795)	85%
0202 Commissioner Precinct 2	146,381	134,183	10,435	124,232	(9,951)	85%
6101 El Cenizo Community Cntr	153,296	140,521	13,431	130,726	(9,795)	85%
0700 Tax Assessor Collector	1,944,805	1,782,738	173,686	1,663,413	(119,325)	86%
1110 District Clerk	1,485,945	1,362,116	110,675	1,272,649	(89,467)	86%

## Departmental Expenditures

### Budget to Actual Comparisons

General Fund Departments	Budget		Actual		Above (Below)	% Collected
	FY	YTD	August	YTD	YTD Budget	
0500 Management Info Systems	1,060,780	972,382	60,467	909,187	(63,195)	86%
1040 JP Pct1 P11 H J Liendo	305,276	279,836	21,242	262,489	(17,347)	86%
1043 JP Pct3 A Garcia Jr	165,534	151,740	12,326	141,656	(10,083)	86%
6100 Quad Cty Community Center	164,816	151,081	9,271	141,909	(9,172)	86%
0201 Commissioner Precinct 1	147,479	135,189	10,693	126,118	(9,071)	86%
2001 Sheriff Bargaining Unit	4,430,231	4,061,045	321,456	3,866,673	(194,373)	87%
1100 District Attorney	3,140,852	2,879,114	239,454	2,739,412	(139,703)	87%
0106 Building Maintenance	1,759,099	1,612,507	139,528	1,527,650	(84,857)	87%
2502 Cnstbl Pct 4 A Juarez	416,963	382,216	28,616	362,559	(19,657)	87%
6002 Parks & Grounds	230,352	211,156	16,712	199,387	(11,769)	87%
2020 Sheriff Mirando Sub Statn	242,173	221,992	18,140	210,527	(11,465)	87%
0203 Commissioner Precinct 3	146,381	134,183	11,359	126,946	(7,236)	87%
0103 Radio Communications	136,814	125,413	10,455	118,803	(6,609)	87%
1190 Bail Bond Board	37,466	34,344	2,804	32,714	(1,630)	87%
2060 Jail Bargaining Unit	8,533,498	7,822,373	627,724	7,466,819	(355,554)	88%
1120 County Clerk	752,817	690,082	56,345	660,969	(29,113)	88%
2503 Cnstbl Pct 2 Ruben Reyes	443,843	406,856	33,547	392,158	(14,698)	88%
1023 Tax Cases Processing Dept	40,729	37,335	3,112	35,933	(1,402)	88%
2003 Sheriff Non Bargaining	443,222	406,287	33,703	395,098	(11,189)	89%
1130 Law Library	147,521	135,228	10,873	130,624	(4,604)	89%
6105 Rio Bravo Community Centr	97,568	89,437	8,066	87,129	(2,308)	89%
1400 Admin of Justice Gen Oper	293,320	268,877	23,305	265,009	(3,868)	90%
2062 Jail Purchasing	1,490,994	1,366,744	141,648	1,362,532	(4,212)	91%
4300 Health & Welfare Gen Oper	1,272,700	1,166,642	64,700	1,168,300	1,658	92%
9501 Other Sources and Uses	598,865	548,960	44,417	554,448	5,489	93%
2600 Justice Center Security	868,575	796,194	64,951	810,994	14,801	93%
<b>Total</b>	<b>58,064,651</b>	<b>53,225,930</b>	<b>4,222,861</b>	<b>47,937,478</b>	<b>(5,288,452)</b>	<b>83%</b>

# Departmental Expenditures

## Budget to Actual Comparisons

General Fund Departments	Budget		Actual		Above (Below)	%
	FY	YTD	August	YTD	YTD Budget	Collected
Road & Bridge Fund Departments						
2202 911 Addressing & GIS	76,804	70,404	16,227	57,104	(13,300)	74%
0102 Planning & Physical Devel	441,108	404,349	28,613	358,979	(45,370)	81%
7002 Road Maintenance General	3,536,827	3,242,091	245,530	2,904,656	(337,436)	82%
0115 County Engineering Dept	538,233	493,380	40,947	444,395	(48,985)	83%
7001 Budgets & Records General	662,252	607,064	49,920	605,343	(1,721)	91%
9501 Other Sources and Uses	569,395	521,945	47,450	521,945	0	92%
Total	5,824,619	5,339,234	428,686	4,892,422	(446,812)	84%
Debt Service Fund Departments						
9002 Certif Oblig Int&Agnt Fee	3,077,052	2,820,631	583,624	2,960,481	139,850	96%
9004 Loan Interest	20,941	19,196	4,690	20,941	1,745	100%
9102 Capital Leases Interest	23,591	21,625	1,558	23,586	1,962	100%
9003 Loan Principal	144,193	132,177	36,593	144,193	12,016	100%
9101 Capital Leases Principal	286,809	262,908	3,782	286,806	23,899	100%
9001 Certif Oblig Principal	3,275,937	3,002,942	-	3,275,937	272,995	100%
Total	6,828,522	6,259,478	630,247	6,711,944	452,466	98%
Webb County Water Utility						
3004 Rio Bravo Annex Waste Trt	376,996	345,580	17,544	310,251	(35,328)	82%
3001 Webb County Water Utility	654,541	599,996	39,247	596,831	(3,165)	91%
9005 Debt Service Payments	469,922	430,762	39,160	430,762	(0)	92%
9501 Other Sources and Uses	52,598	48,215	4,383	48,215	0	92%
Total	1,554,057	1,424,552	100,335	1,386,059	(38,493)	89%
Employee's Health Benefit Fund						
0105 Risk Managemnt & Insuranc	8,181,157	7,499,394	648,625	6,824,682	(674,712)	83%
Total	8,181,157	7,499,394	648,625	6,824,682	(674,712)	83%
Worker's Compensation Reservation Fund						
0105 Risk Managemnt & Insuranc	947,800	868,817	41,370	703,935	(164,881)	74%
9501 Other Sources and Uses	350,000	320,833	29,167	320,833	0	92%
Total	1,297,800	1,189,650	70,537	1,024,769	(164,881)	79%

# Reconciliation of Travel Funds Advanced

August 2006

---

## Receivables- employee received travel funds that exceeded travel expenses

<u>Employee</u>	<u>Department</u>	<u>Travel Date</u>	<u>Receivable</u>
Horacio Lopez	406th District Court	05-01-06	\$12.00
Kimberly Rice LoBello	111th District Court	06-21-06	\$27.00

## Unreconciled Advances- invoices to evidence travel expenses not submitted

<u>Employee</u>	<u>Department</u>	<u>Travel Date</u>	<u>Funds Received</u>
Luz Munoz	Headstart	07-10-06	\$310.47

# Judicial General Operations Budget to Actual Comparison

August 2006

Judicial General Operations Dept 1050										
		Amended Budget	49 th	111 th	341 st	406 th	Cluster	CCL I	CCL II	Current Balance
Transcripts	August									0
	YTD	35,000			12,211	8,334	673	227		13,555
Court Interpreter / Reporter	August		2,200	580				275	250	3,305
	YTD	27,500	7,250	1,380	725			2,175	4,268	11,702
Capital Murder	August									0
	YTD	4,220								4,220
Evaluation Services	August				400	615		1,150		2,165
	YTD	37,500	3,300		7,612	7,230		2,665	1,650	15,043
Expert Witness	August									0
	YTD	4,000								4,000
Investigation Expense	August									0
	YTD	2,000								2,000
Other Litigation Expenses	August									0
	YTD	6,000								6,000

## Attorney and Visiting Judge Expenses by Court

	Current Budget	Current Month Expenses	YTD Expenses	Budget Balance	Percent Budget Remaining	Pending Bills
<b>49th District Court</b>						
Court Apptd. Attorney	8,000			8,000	100.0%	
Indigent Attorney	85,000	1,250	54,623	30,377	35.7%	
Visiting Judge	8,500		105	8,395	98.8%	
<b>111th District Court</b>						
Court Apptd. Attorney	1,000			1,000	100.0%	
Visiting Judge	8,500		504	7,996	94.1%	
<b>341st District Court</b>						
Court Apptd. Attorney	8,050			8,050	100.0%	
Indigent Attorney	85,000	1,650	46,726	38,274	45.0%	
Visiting Judge	8,500		1,247	7,253	85.3%	
<b>406th District Court</b>						
Court Apptd. Attorney	7,500	1,575	5,225	2,275	30.3%	
Indigent Attorney	85,000		11,048	73,953	87.0%	
Cluster Ct. Attorneys	100,000	9,899	79,213	20,787	20.8%	
Visiting Judge	8,500		142	8,358	98.3%	
<b>County Court at Law 1</b>						
Court Apptd. Attorney	25,000	5,750	13,100	11,900	47.6%	
Adult Misdemeanor	95,000	16,900	94,875	125	0.1%	2,250
Juvenile Misdemeanor	95,000	8,120	39,640	55,360	58.3%	
Juvenile Felony	95,000	3,550	29,653	65,348	68.8%	
Detention Hearings	51,000	3,000	23,950	27,050	53.0%	
Visiting Judge	6,000		4,137	1,863	31.0%	
<b>County Court at Law 2</b>						
Court Apptd. Attorney	25,000		14,640	10,360	41.4%	
Adult Misdemeanor	111,500		111,459	41	0.0%	6,292
Juvenile Misdemeanor	95,000		55,573	39,427	41.5%	
Juvenile Felony	86,000		51,094	34,906	40.6%	
Detention Hearings	39,500		39,500	0	0.0%	14,700
Visiting Judge	6,000		3,654	2,346	39.1%	